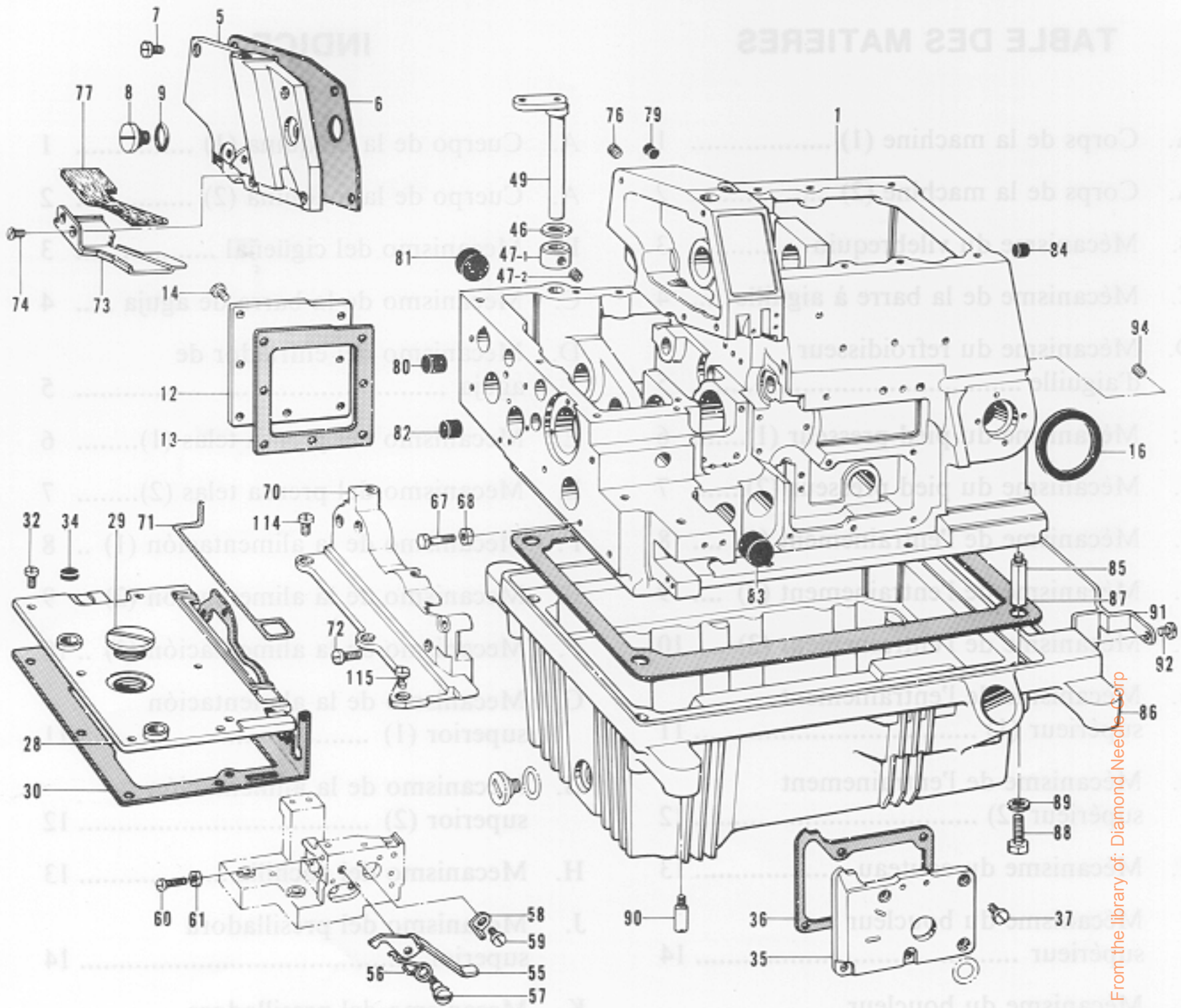


A. Machine body (1) / Maschinengehäuse (i)  
 Corps de la machine (1) / Cuerpo de la máquina (1)

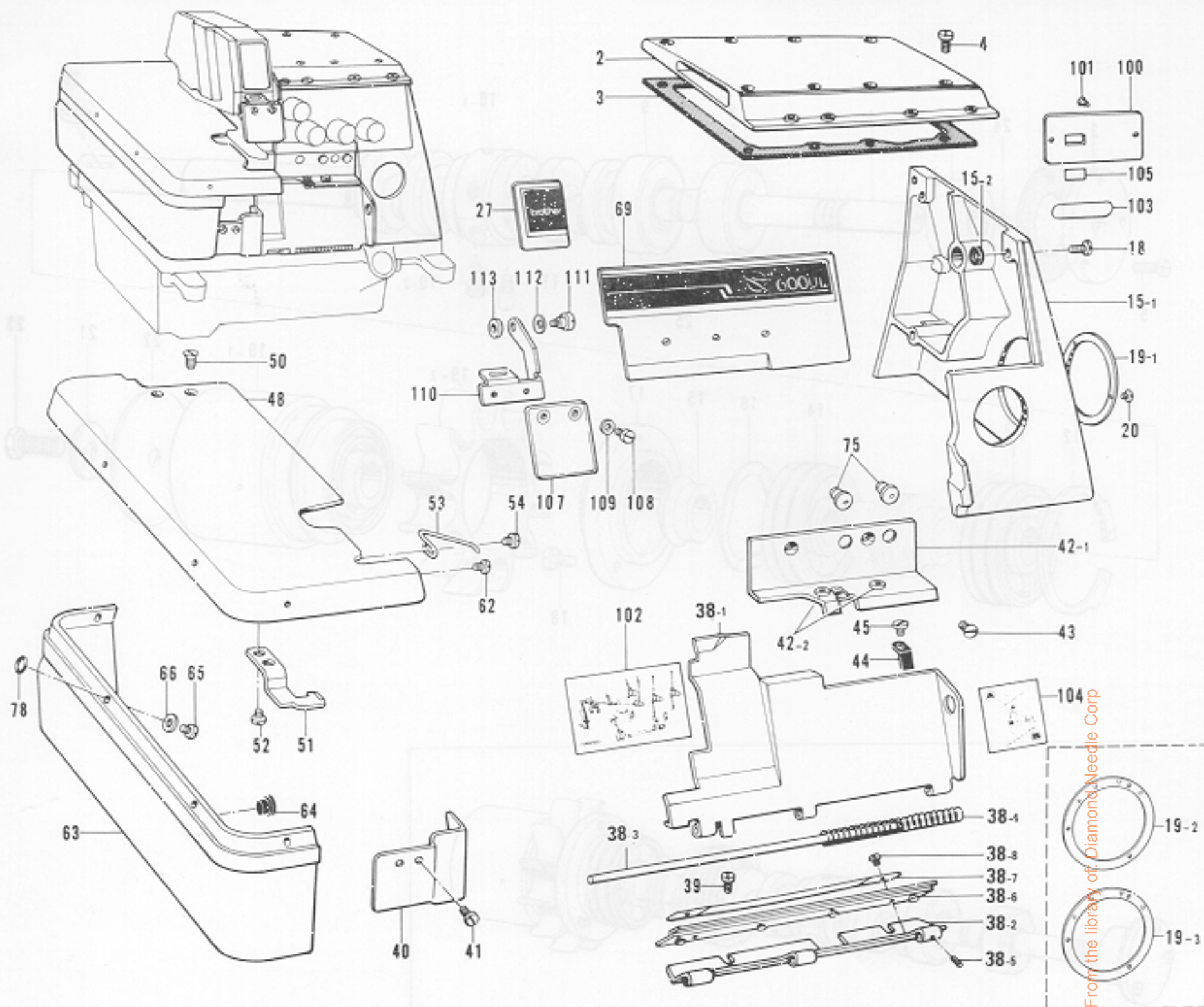


From the library of: Diamond Needle Corp

Ref. No.	Name of Parts	Q'ty	Parts No.	Assembly No.	Ref. No.	Name of Parts	Q'ty	Parts No.	Assembly No.
1	Machine Body	1			60	Screw 3.57 x 14	1	009671-412	
5	Cover for Needle Driving Mechanism	1	S00092-001		61	Nut 3.57	1	021670-202	
6	Packing	1	S00007-000		67	Bolt 4.37	2	154835-001	
7	Screw 4.37 x 7	6	009680-712		68	Nut 4.37	2	105234-003	
8	Screw 9.52	1	S00008-001		70	Upper Feed Cover	1	S00105-101	
9	"O" Ring	1	109203-001		71	Packing	1	S00333-000	
12	Cover for Feed Mechanism	1	S00093-001		72	Screw 3.57 x 18	4	009671-812	
13	Packing	1	S00094-000		73	Cloth Guide (S)	1	S00108-001	
14	Screw 4.37	7	107407-003		74	Screw 3.57	2	108960-002	
16	Rubber	1	S00010-000		76	Screw 5.95	2	013760-612	
28	Cover for Feed Mechanism	1	S00099-100		77	Felt	1	S00146-000	
29	Oil Cap	1	S00016-001		79	Oil Cap	1	142274-001	
30	Packing	1	S00334-000		80	Oil Cap	1	146315-000	
32	Screw 4.37 x 7	4	009680-712		81	Oil Cap	1	140066-001	
34	Oil Cap	2	143766-001		82	Oil Cap	1	140361-001	
35	Inside Cover	1	154819-000		83	Oil Cap	1	154841-001	
36	Packing	1	154820-000		84	Oil Cap	1	146315-000	
37	Screw 3.57 x 8	5	009670-812		85	Machine Body Leg	4	148085-001	
46	Washer	1	141183-000		86	Oil Reservoir	1	S00019-001	
47-1	Set Collar	1		A-47 Set Collar with Screw 181969-003	87	Packing	1	S00021-000	
47-2	Screw 6.35	2	101706-001		88	Bolt 6.35 x 16	4	017771-612	
49	Cloth Plate Supporter	1	S00017-001		89	Washer	4	159476-000	
55	Cloth Plate Lever	1	154833-001		90	Set Pin for Cushion	4	140077-001	
56	Spring	1	146452-001		91	Wind Guide Plate	1	S00022-001	
57	Screw 3.57	1	146453-001		92	Screw 4.37 x 6	2	009680-612	
58	Cloth Plate Lever Stopper	1	146454-001		94	Screw 6.35	2	014780-622	
59	Screw 3.57 x 6	1	009670-612		114	Screw 4.37 x 10	2	007681-012	
					115	Screw 3.57 x 10	1	009671-012	



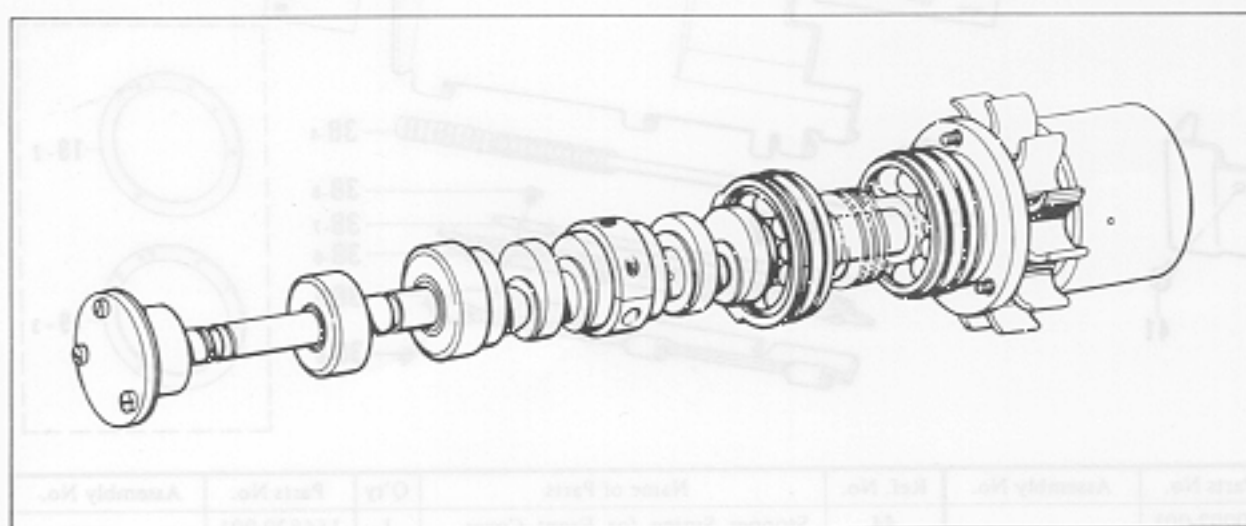
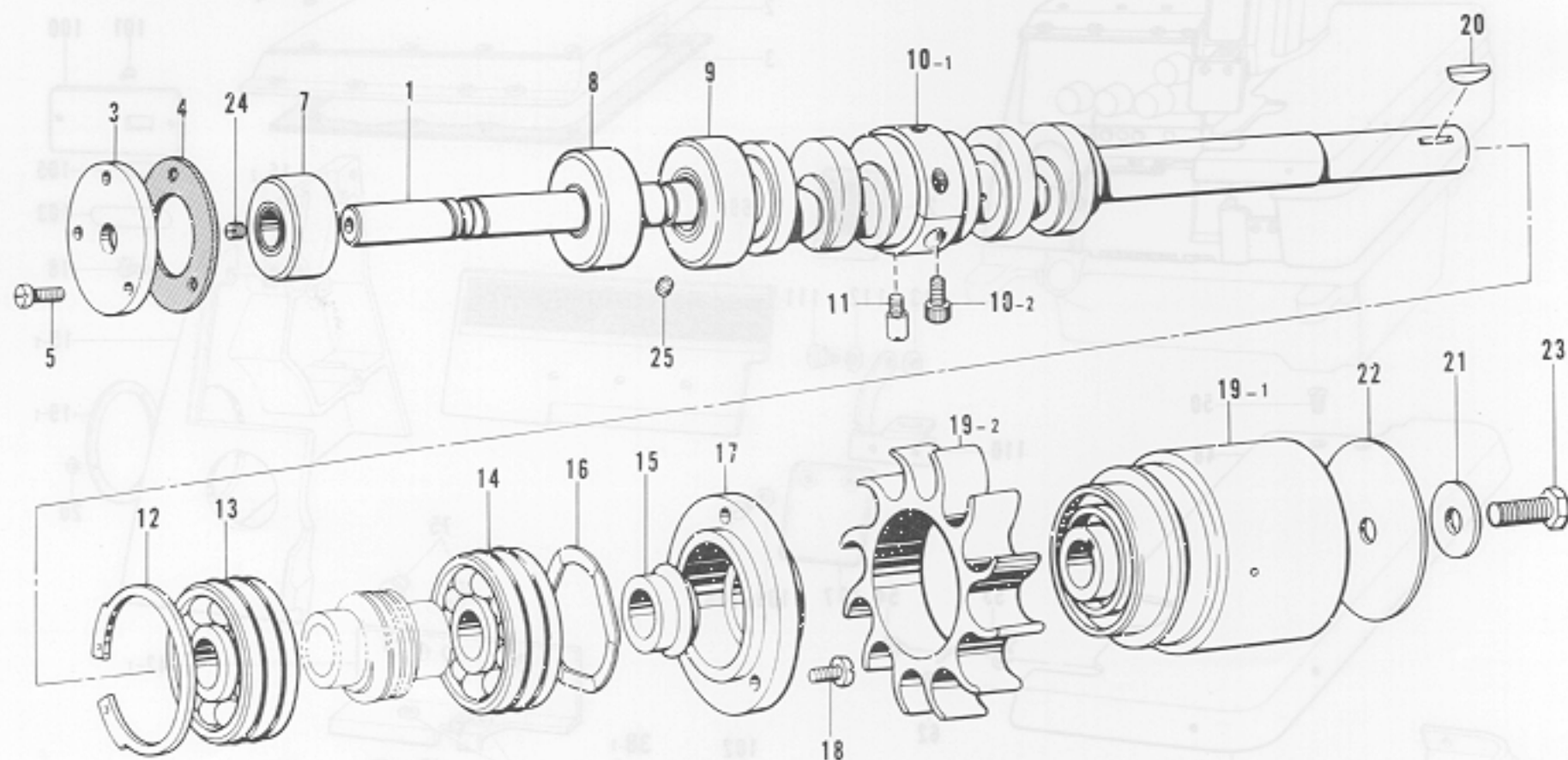
A. Machine body (2) / Maschinengehäuse (2)  
 Corps de la machine (2) / Cuerpo de la máquina (2)



Ref. No.	Name of Parts	Q'ty	Parts No.	Assembly No.	Ref. No.	Name of Parts	Q'ty	Parts No.	Assembly No.
2	Top Cover Assembly	1	S00002-001		44	Stopper Spring for Front Cover	1	154829-001	
3	Packing	1	S00004-000		45	Screw 3.57 x 4.5	1	123185-001	
4	Screw 4.37 x 12	8	009581-212		48	Cloth Plate	1	S00101-001	
15-1	Belt Cover	1		A-15 Belt Cover Assembly S00284-001	50	Screw 4.37	2	100032-003	
15-2	Washer	4	155520-000		51	Stopper for Cloth Plate	1	154832-001	
18	Screw 4.37 x 10	4	009681-012		52	Screw 3.57 x 5	2	001670-512	
19-1	Stitch Length Control Plate	1	S00095-001		53	Spring	1	146450-001	
19-2	Stitch Length Control Plate (Bulky)	1	S01089-001		54	Screw 3.57 x 5	1	001670-512	
19-3	Stitch Length Control Plate (Shirring Piping)	1	S01090-001		62	Screw 3.57 x 5	1	007670-513	
20	Screw 2.38	3	105288-001		63	Cloth Plate Lower	1	S00103-001	
27	Name Plate	1	S00098-001		64	Oil Cap	2	104450-001	
38-1	Front Cover	1			65	Screw 3.57 x 7	4	001670-712	
38-2	Front Cover Hinge	1	154854-001		66	Washer	4	105161-003	
38-3	Front Cover Hinge Pin	1	154855-000	A-38 Front Cover Assembly 154852-001	69	Emblem Plate	1	S00104-001	
38-4	Spring	1	146442-001		75	Oil Cap	2	143196-001	
38-5	Pin 1.4 x 6	1	047140-642		78	Packing	4	118770-001	
38-6	Hinge Cover	1	154856-000		100	Model Plate	1		
38-7	Hinge Cover Presser Plate	1	152194-001		101	Pin	2		
38-8	Screw 3.57 x 4	2	009670-412		102	Threading Diagram	1	154847-001	
39	Screw 4.37 x 5	2	009680-512		103	Parts Book Number Plate	1		
40	Front Cover Guide	1	154821-001		104	Looper Threading Label	1	155340-001	
41	Screw 3.57 x 6	2	009670-612		105	Label	1	146974-	
42-1	Supporter for Front Cover	1		A-42 Supporter for Front Cover Assembly 154823-001	107	Eye Guard	1	S00075-000	
42-2	Thread Bushing	2	146924-000		108	Screw 3.18 x 5	2	009660-512	
43	Screw 4.37	2	117160-001		109	Washer 3	2	025030-132	
					110	Supporter Plate	1	S00076-001	
					111	Screw 4.37	1	146597-101	
					112	Spring Washer	1	146598-001	
					113	Spacer	1	S00077-000	



B. Crank shaft mechanism / Kurbelwelle  
 Mécanisme du vilebrequin / Mecanismo del cigüeñal



From the library of: Diamond Needle Corp

Ref. No.	Name of Parts	Q'ty	Parts No.	Assembly No.	Ref. No.	Name of Parts	Q'ty	Parts No.	Assembly No.
1	Crank Shaft F	1	*S00033-001		14	Bearing 6302Z	1	154878-001	
3	Bearing Cap	1	154868-001		15	Oil Rejector	1	154879-000	
4	Packing	1	154869-000		16	Spring	1	154880-001	
5	Screw 3.57 x 8	3	009670-812		17	Bearing Presser	1	154881-000	
7	Bearing 6001Z	1	S00285-000		18	Screw 4.37 x 10	3	009581-012	
8	Crank Shaft Bushing (L) Assembly	1	S00287-000		19-1	Pulley	1		B-19 Pulley Assembly S00034-001
9	Crank Shaft Bushing (M) Assembly	1	S00290-000		19-2	Fan	1		
10-1	Crank Shaft Bushing	1		B-10 Crank Shaft Bushing Assembly S00297-001	20	Key	1	154885-001	
10-2	Screw 4.37 x 14	2	148425-001		21	Washer	1	154886-001	
11	Screw 4.37	1	154875-001		22	Pulley Cover	1	154887-001	
12	Stop Ring	1	154876-001		23	Bolt 6.35 x 14	1	017771-412	
13	Bearing 6302	1	154877-001		24	Screw 4.76	1	013719-412	
					25	Screw 3.57	1	148294-001	

※ Crank Shaft (F) Assembly (B-1, C-1, H-1, J-1, K-1) S00072-001

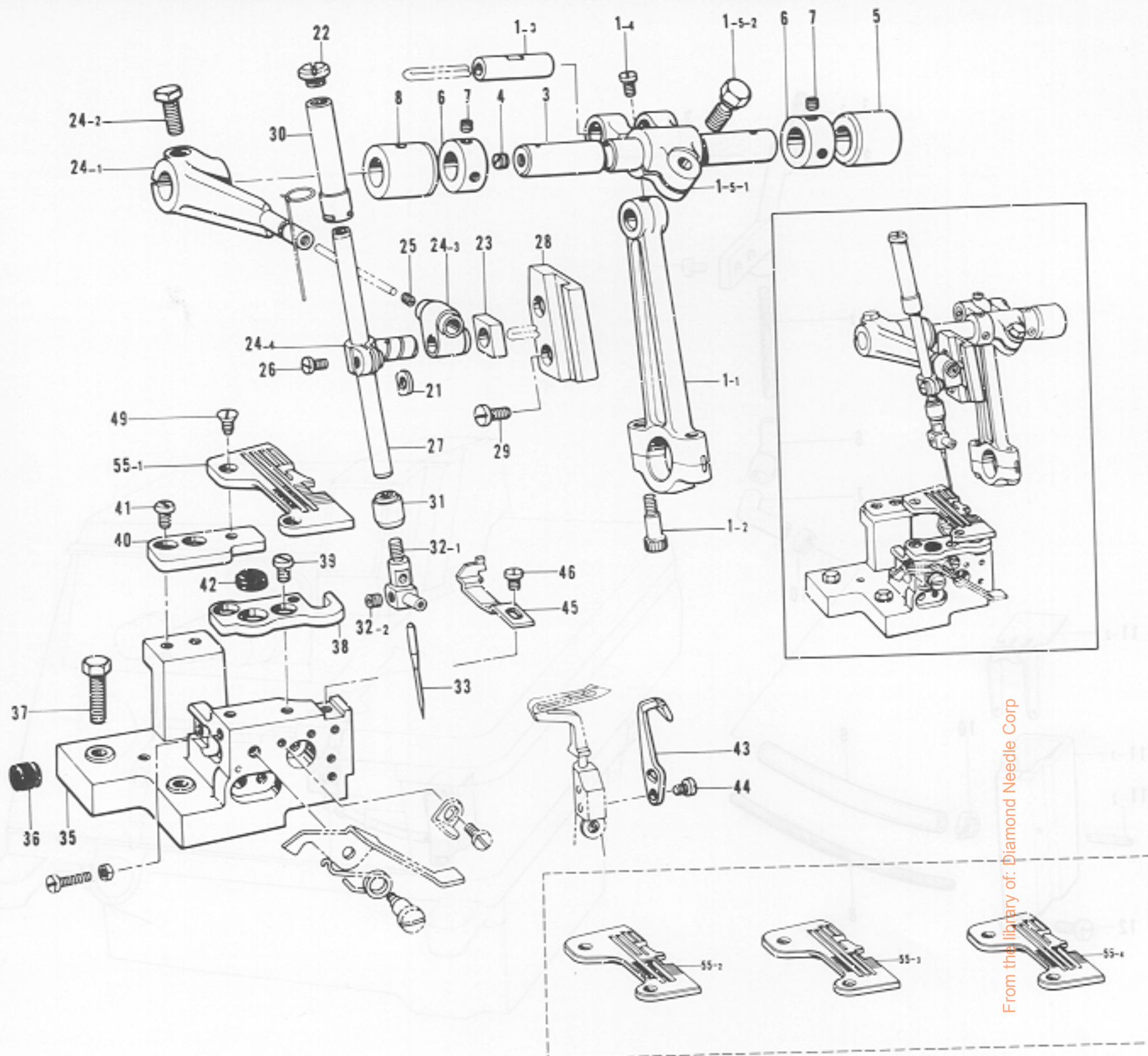
※ Kurbelwelle (F) (B-1, C-1, H-1, J-1, K-1) S00072-001

※ Vilebrequin (F) (B-1, C-1, H-1, J-1, K-1) S00072-001

※ Cigüeñal (F) (B-1, C-1, H-1, J-1, K-1) S00072-001



C. Needle bar mechanism / Nadelstangenvorrichtung  
 Mécanisme de la barre à aiguille / Mecanismo de la barra de aguja

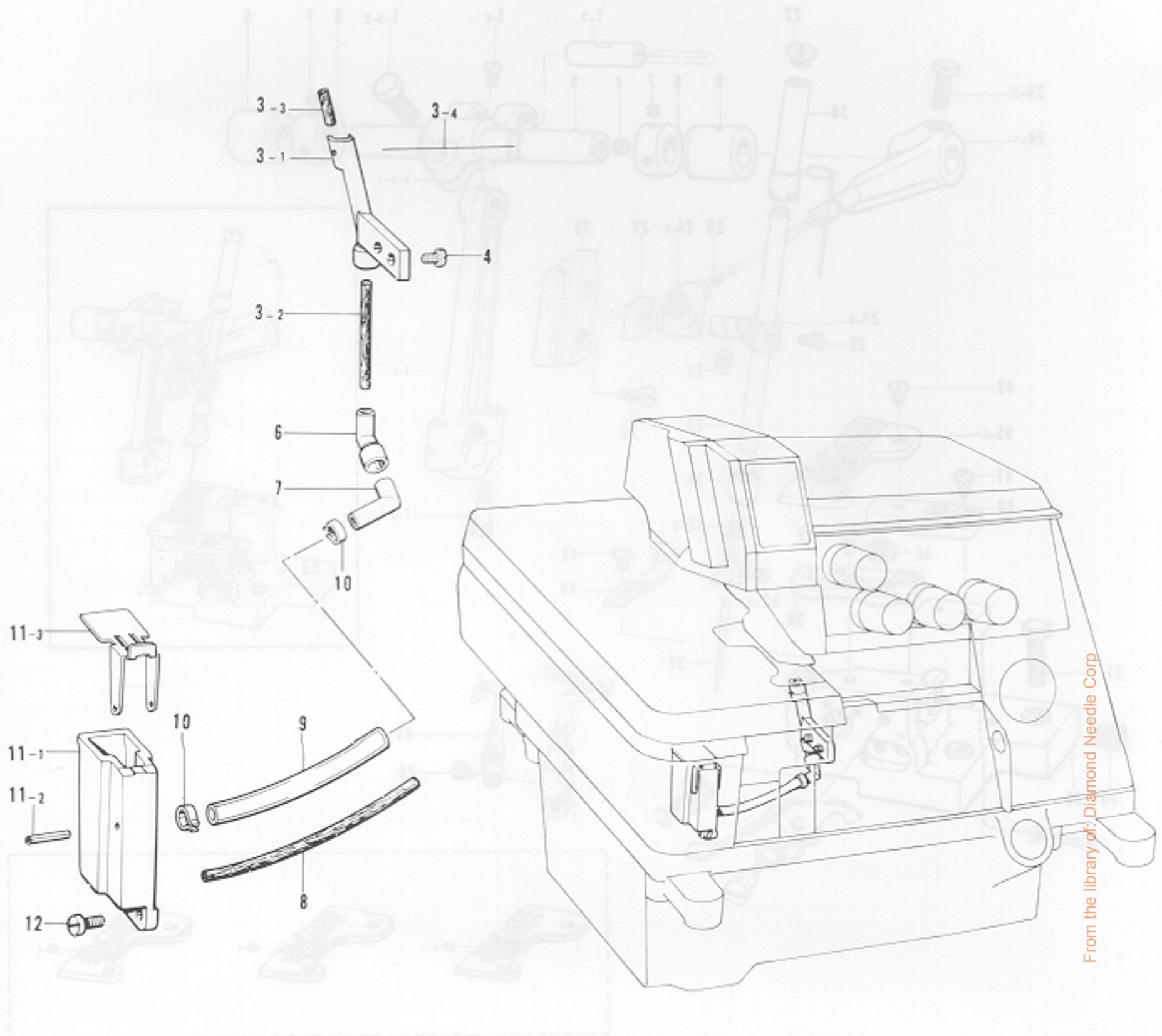


From the library of: Diamond Needle Corp

Ref. No.	Name of Parts	Q'ty	Parts No.	Assembly No.	Ref. No.	Name of Parts	Q'ty	Parts No.	Assembly No.
1-1	Needle Arm Driving Crank Rod	1		C-1	29	Screw 4.37 x 7	2	009680-712	
1-2	Screw 4.37 x 14	2	148425-001	Needle Arm Driving Crank Rod Assembly * S00037-001	30	Needle Bar Bushing (U)	1	S00048-001	
1-3	Pin	1			31	Needle Bar Bushing (D)	1	S00389-000	
1-4	Screw 4.37	1	100366-001		32-1	Needle Clamp	1		C-32 Needle Clamp Assembly 154906-001
1-5-1	Needle Bar Crank Shaft Arm	1			32-2	Screw 3.18	2	146427-001	
1-5-2	Bolt 6.35 x 16	1	149170-001	C-1-5	Needle Bar Crank Shaft Arm Assembly S00038-001	33	Needle DC x 27	1	151474-
2	Needle Bar Crank Shaft	1	S00121-001		35	Needle Plate Support Bracket	1	154922-001	
4	Screw 5.95	1	100260-001		36	Oil Cap	1	154923-001	
5	Bushing (Right)	1	S00041-000		37	Bolt 6.35 x 25	2	017782-512	
6	Set Collar	2	140092-001		38	Needle Plate Supporter (F)	1	146494-001	
7	Screw 4.37	4	014680-422		39	Screw 4.37 x 5	2	001680-512	
8	Bushing (Left)	1	S00042-000		40	Needle Plate Supporter (B)	1	146495-001	
21	Spacer	1	154901-001		41	Screw 4.37 x 5	2	001680-512	
22	Screw 8.73	1	S00049-001		42	Cloth Plate Cushion (B)	1	111486-001	
23	Needle Bar Guide Slide Block	1	159638-001		43	Movable Needle Guard	1	158433-001	
24-1	Needle Arm	1		C-24 Needle Bar Clamp Assembly S00122-001	44	Screw 3.57 x 8	2	009670-812	
24-2	Bolt 6.35 x 16	1	017771-612		45	Chain Stitch Needle Guard (F)	1	146726-001	
24-3	Needle Bar Connector	1			46	Screw 3.57 x 6	1	009670-612	
24-4	Needle Bar Clamp	1			49	Screw 4.37	2	100032-003	
25	Screw 3.18	1	146427-001		55-1	Needle Plate	1	S00124-001	
26	Screw 3.57 x 8	1	009670-812		55-2	Needle Plate	1	S00282-001	
27	Needle Bar	1	S00046-001		55-3	Needle Plate	1	146734-001	
28	Needle Bar Guide	1	S00047-001		55-4	Needle Plate (Shirring, Piping)	1	S01144-001	



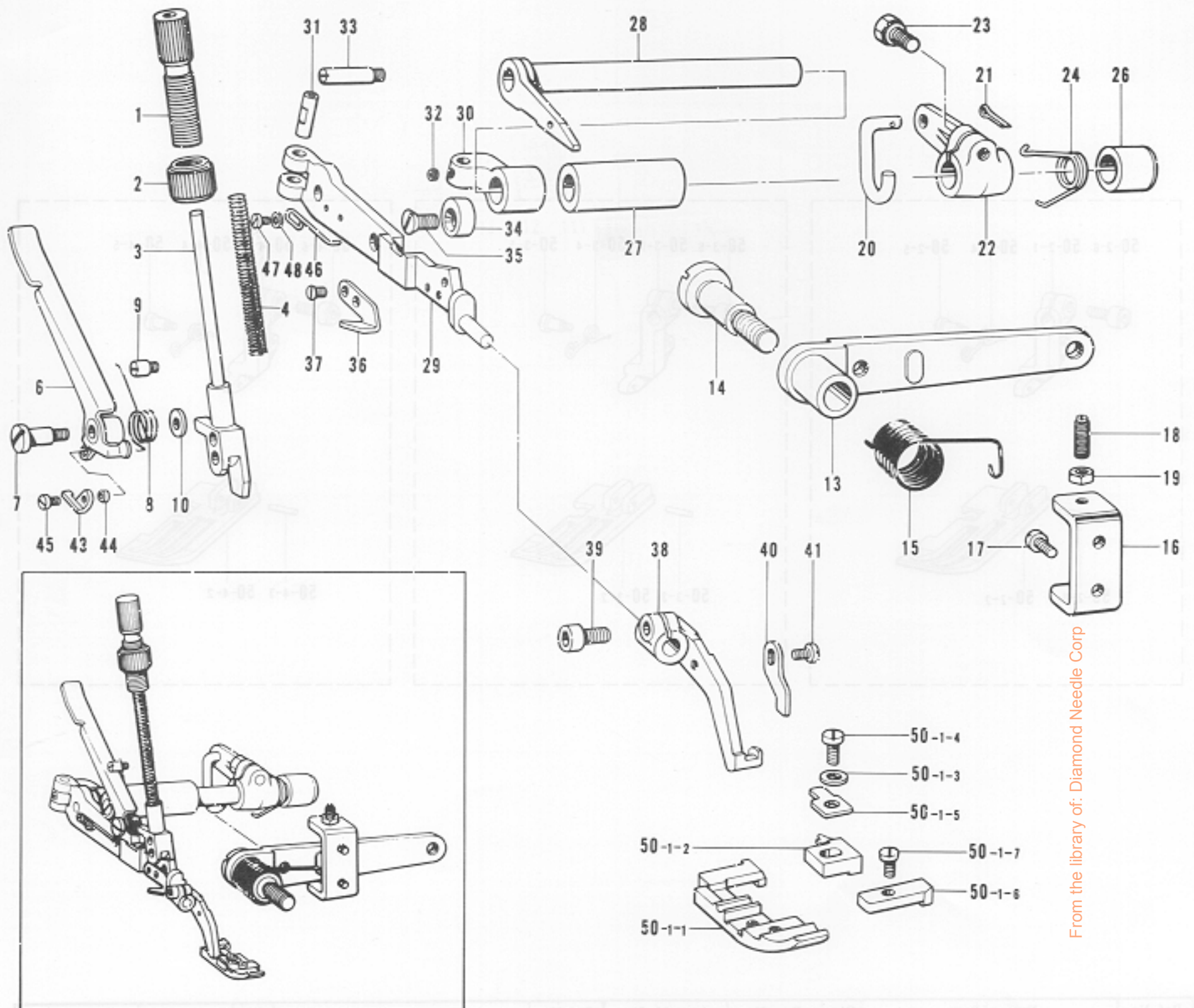
D. Needle cooler / Nadelkühlungsvorrichtung  
 Mécanisme du refroidisseur d'aiguille / Mecanismo del enfriador de aguja



Ref. No.	Name of Parts	Q'ty	Parts No.	Assembly No.	Ref. No.	Name of Parts	Q'ty	Parts No.	Assembly No.
3-1	Felt Supporter	1	154931-000	D-3	8	Felt	1	154941-000	
3-2	Felt	1	154932-000	D-3	9	Vinyl Tube	1	155283-000	
3-3	Felt (S)	1	146740-000	D-3	10	Stop Ring	2	147942-001	
3-4	Steel Wire	1	147738-000	D-3	11-1	Needle Cooler	1		D-11
4	Screw 3.57	2	100257-010	D-3	11-2	Pin	1	047201-640	Needle Cooler Assembly
6	Pipe Joint (A)	1	154939-000	D-3	11-3	Needle Cooler Tank Cover	1	154945-001	154943-001
7	Pipe Joint (B)	1	154940-000	D-3	12	Screw 3.57 x 10	2	009571-012	



E. Presser foot mechanism (1) / Stoffdrückerfuß (1)  
 Mécanisme du pied presseur (1) / Mecanismo del prensa telas(1)

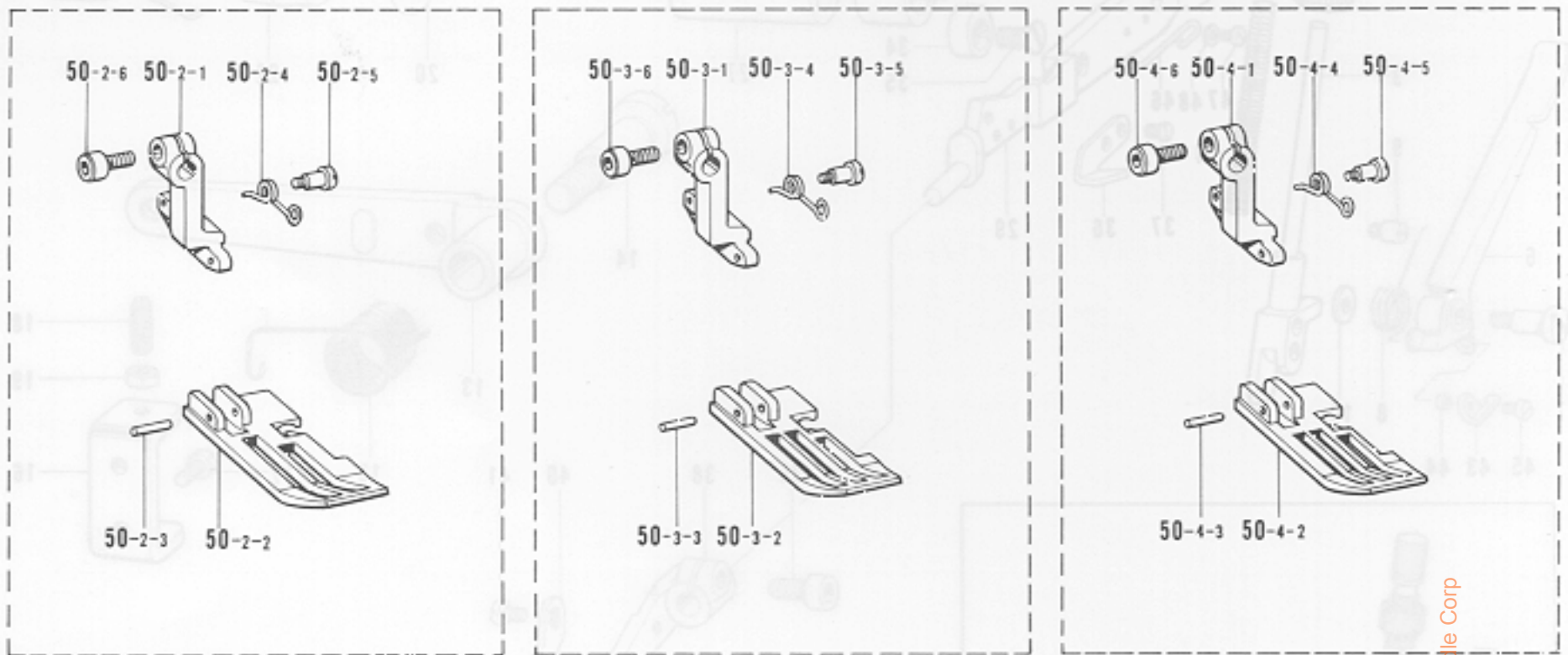


From the library of: Diamond Needle Corp

Ref. No.	Name of Parts	Q'ty	Parts No.	Assembly No.	Ref. No.	Name of Parts	Q'ty	Parts No.	Assembly No.
1	Screw	1	S00050-001		30	Presser Arm Supporter	1	154961-001	
2	Nut	1	S00051-001		31	Pin for Presser Arm Shaft	1	154962-001	
3	Presser Bar	1	S00052-001		32	Screw 4.37	1	153675-001	
4	Spring	1	144081-001		33	Screw 4.37	1	S00128-001	
6	Presser Bar Lifter	1	S01082-001		34	Presser Arm Stopper	1	144088-001	
7	Screw 4.76	1	141598-001		35	Screw 4.76	1	107231-002	
8	Spring	1	S00054-001		36	Trimming Knife	1	148259-001	
9	Spring Hook	1	S00055-001		37	Screw 3.18	2	141542-001	
10	Washer	1	146354-001		38	Sub-Presser Arm	1	S00129-001	
13	Presser Foot Lifter Lever	1	S00125-001		39	Bolt 3.57 x 8	1	154965-001	
14	Screw 7.94	1	148572-001		40	Presser Stopper	1	S00132-001	
15	Spring	1	143325-001		41	Screw 3.18 x 4.5	1	009669-412	
16	Lever Adjust Plate	1	S00125-001		43	Presser Bar Lifter Plate	1	S01083-001	
17	Screw 4.37 x 7	2	009680-712		44	Collar	1	S01084-001	
18	Screw 4.76	2	153483-001		45	Screw 3.18 x 3.5	1	009669-312	
19	Nut 4.76	2	110161-006		46	Spring	1	S01086-001	
20	Presser Foot Lifter Link	1	S00276-001		47	Screw 3.18 x 3.5	2	009669-312	
21	Pin	1	110793-001		48	Washer 3.18	2	025660-132	
22	Presser Foot Lifter Inside Lever	1	S00275-001		50-1-1	Presser Foot	1		E-50-1 Presser Foot Assembly S00130-001
23	Boit 6.35 x 16	1	149170-001		50-1-2	Presser Foot Stitch Tongue	1	146886-001	
24	Spring	1	154957-001		50-1-3	Washer 3	1	025030-132	
26	Bushing (Right)	1	140262-000		50-1-4	Screw 3.18	1	100080-004	
27	Bushing (Left)	1	S00127-000		50-1-5	Presser Foot Hinge Spring	1	146887-001	
28	Presser Arm Shaft	1	S01080-001		50-1-6	Presser Foot (Front)	1	146888-001	
29	Main Presser Arm	1	S01081-001		50-1-7	Screw 2.38 x 3.5	1	009639-312	



E. Presser foot mechanism (2) / Stoffdrückerfuß (2)  
 Mécanisme du pied presseur (2) / Mecanismo del prensa telas(2)



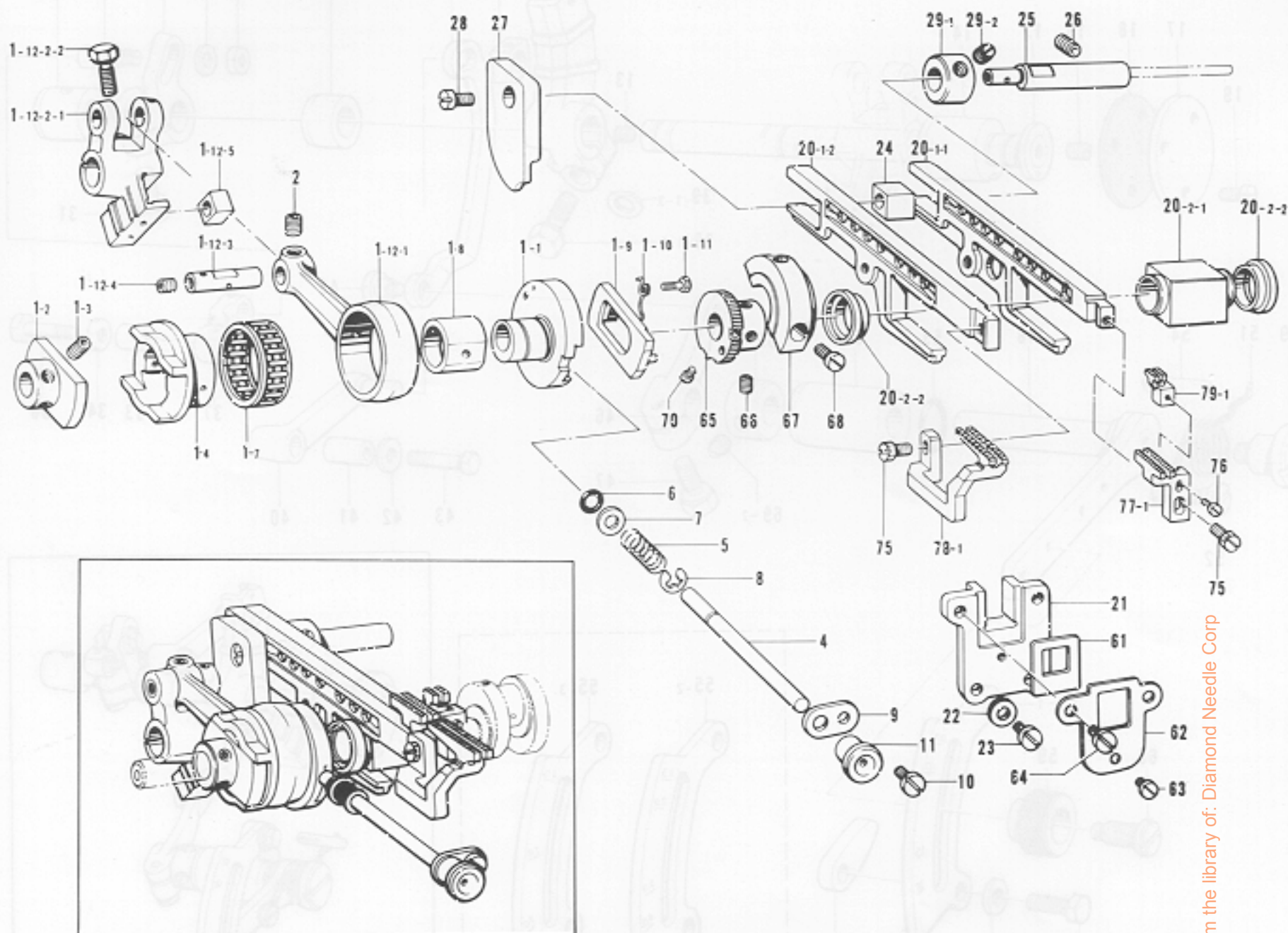
From the library of: Diamond Needle Corp

Ref. No.	Name of Parts	Q'ty	Parts No.	Assembly No.	Ref. No.	Name of Parts	Q'ty	Parts No.	Assembly No.
50-2-1	Sub-Presser Arm	1		E-50-2 Presser Foot Assembly S00235-001	50-3-4	Spring	1	S00238-001	E-50-3 Presser Foot Assembly S01128-001 (Shirring)
50-2-2	Presser Foot	1			50-3-5	Screw	1	142247-001	
50-2-3	Pin	1	142243-000		50-3-6	Bolt 3.57 x 8	1	154965-001	
50-2-4	Spring	1	S00238-001		50-4-1	Sub-Presser Arm	1		E-50-4 Presser Foot Assembly S01130-001 (Piping)
50-2-5	Screw	1	142247-001		50-4-2	Presser Foot	1		
50-2-6	Bolt 3.57 x 8	1	154965-001	50-4-3	Pin	1	142243-000		
50-3-1	Sub-Presser Arm	1		50-4-4	Spring	1	S00238-001		
50-3-2	Presser Foot	1		50-4-5	Screw	1	142247-001		
50-3-3	Pin	1	142243-000	50-4-6	Bolt 3.57 x 8	1	154965-001		

29	141881-001	1	201081-001	20-1-1	Screw 3.58 x 7.2	1	009833-312	1	009833-312
28	141880-001	1	201080-001	20-1-6	Presser Foot (Front)	1	141888-001	1	141888-001
27	141887-001	1	141887-001	20-1-2	Presser Foot Hinge Spring	1	141887-001	1	141887-001
26	141885-000	1	141885-000	20-1-4	Screw 3.18	1	100080-004	1	100080-004
25	141882-001	1	141882-001	20-1-3	Washer 3	1	025030-132	1	025030-132
24	141881-001	1	141881-001	20-1-2	Presser Foot Stitch Tongue	1	141888-001	1	141888-001
23	141879-001	1	141879-001	20-1-1	Presser Foot	1		1	
22	110793-001	1	110793-001						
21	110792-001	1	110792-001						
20	200176-001	1	200176-001						
19	110161-002	2	110161-002						
18	123483-001	2	123483-001						
17	609680-312	2	609680-312						
16	200126-001	1	200126-001						
15	143323-001	1	143323-001						
14	143322-001	1	143322-001						
13	200125-001	1	200125-001						
12	146324-001	1	146324-001						
11	200022-001	1	200022-001						



F. Feed mechanism (1) / Transportvorrichtung (1)  
 Mécanisme de l'entraînement (1) / Mecanismo de la alimentación (1)

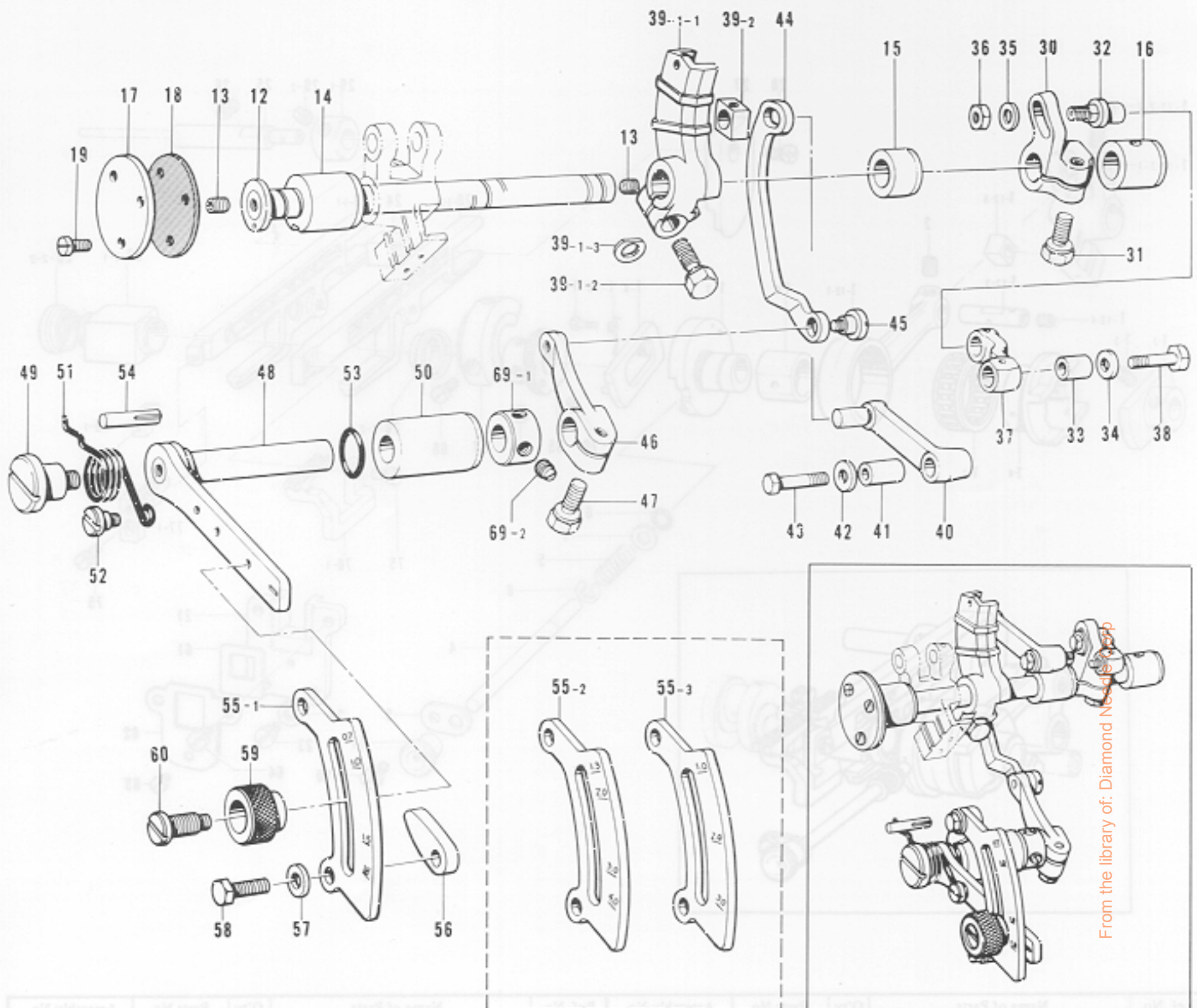


From the library of: Diamond Needle Corp

Ref. No.	Name of Parts	Q'ty	Parts No.	Assembly No.	Ref. No.	Name of Parts	Q'ty	Parts No.	Assembly No.
1- 1	Eccentric Wheel	1		F-1 Eccentric Wheel Assembly S00133-001	21	Feed Bar Guide	1	155151-000	
1- 2	Eccentric Wheel Holder	1			22	Washer	2	100645-003	
1- 3	Screw 4.37	2	014680-422		23	Screw 4.37	2	107407-003	
1- 4	Eccentric Wheel	1			24	Feed Bar Guide Block	1	146547-000	
1- 7	Needle Roller Bearing 28	1			25	Feed Bar Guide Block Shaft	1	155152-001	
1- 8	Eccentric Wheel Block	1			26	Screw 6.35	1	014780-622	
1- 9	Ratchet Stopper	1			27	Differential Link Guide	1	155153-000	
1-10	Spring	1	155132-001		28	Screw 4.37 x 7	1	009680-712	
1-11	Screw 2.38	1	155133-001		29-1	Set Collar	1		F-29 Set Collar with Screw 156809-001
1-12-1	Feed Connecting Rod	1			29-2	Screw 6.35 x 6	2	014770-622	
1-12-2-1	Feed Arm	1			61	Fragment Protector	1	155177-000	
1-12-2-2	Bolt 6.35 x 16	1	149170-001		62	Fragment Protector Plate	1	155178-001	
1-12-3	Pin	1			63	Screw 3.57	1	106568-003	
1-12-4	Screw 6.35 x 6	1	014770-622		64	Screw 4.37	2	107407-003	
1-12-5	Slide Block	1			65	Ratchet	1	S00153-001	
2	Screw 4.37	1	014680-422		66	Screw 4.37	2	014680-622	
4	Feed Adjusting Shaft	1	155138-001		67	Balance Weight	1	155180-001	
5	Spring	1	155139-001		68	Screw 4.37	2	105176-001	
6	Packing	1	118770-001		70	Screw 2.38	2	155560-001	
7	Washer	1	113431-002	75	Bolt 4.37	2	117516-001		
8	Stop Ring E-4	1	048040-342	76	Screw 2.38 x 8	1	009630-812		
9	Supporter for Feed Adjusting Shaft	1	146536-001	77-1	Main Feed Dog	1	S00145-001		
10	Screw 3.57 x 6	1	009670-612	78-1	Differential Feed Dog	1	146748-001		
11	Cap	1	155348-000	79-1	Chain Feed Dog (G)	1	S00147-001		
20- 1-1	Main Feed Bar	1							
20- 1-2	Differential Feed Bar	1							
20- 2-1	Feed Lifting Slide Block	1	S00371-000						
20- 2-2	Block Oil Reject	2	S00372-000						



F. Feed mechanism (2) / Transportvorrichtung (2)  
 Mécanisme de l'entraînement (2) / Mecanismo de la alimentación (2)

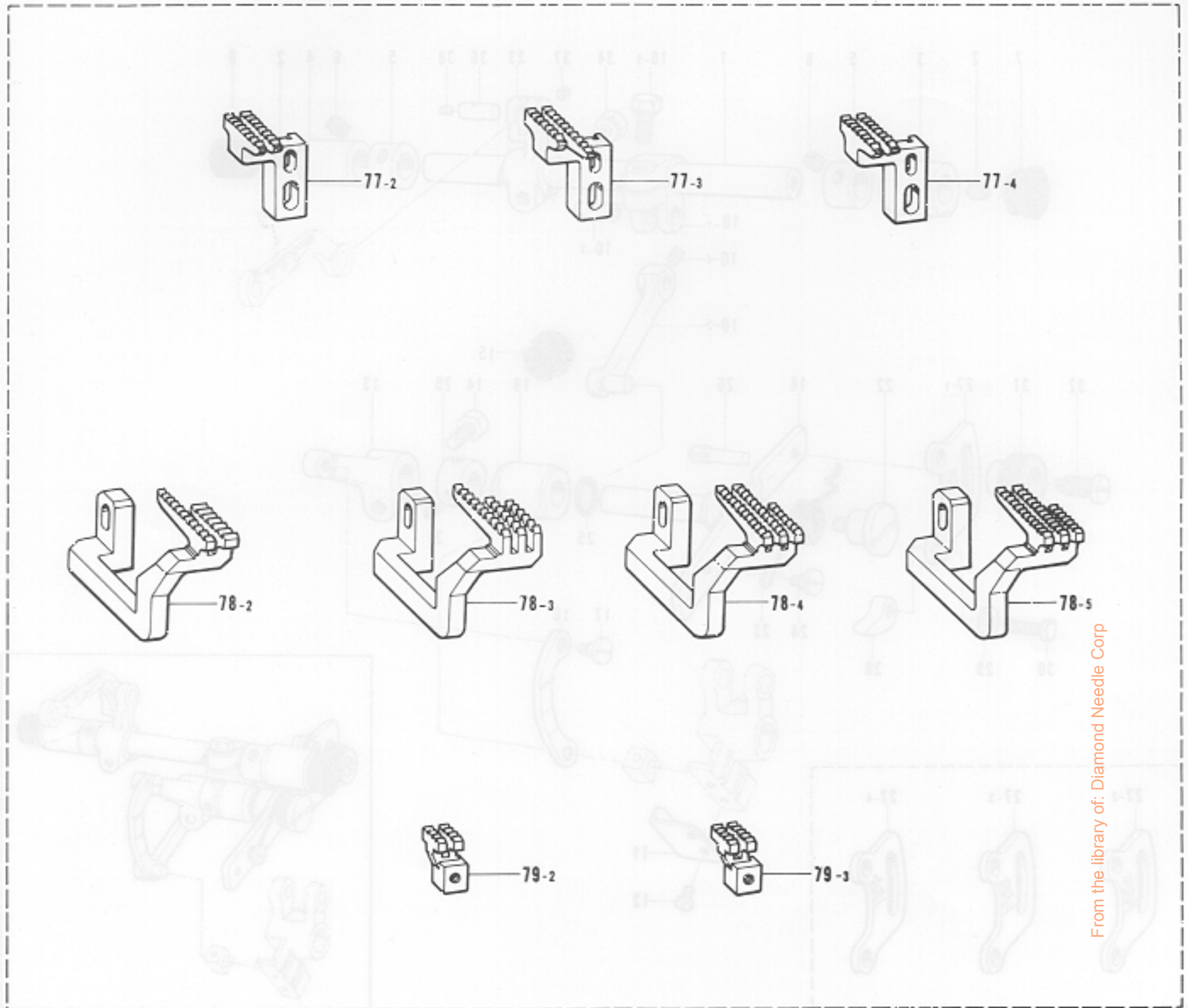


From the library of: Diamond Needle Corp

Ref. No.	Name of Parts	Q'ty	Parts No.	Assembly No.	Ref. No.	Name of Parts	Q'ty	Parts No.	Assembly No.
12	Feed Shaft	1	S00140-001		43	Feed Link Shaft (Large)	1	140217-001	
13	Screw 6.35 x 6	2	014770-622		44	Differential Feed Adjuster Link	1	155166-001	
14	Feed Shaft Bushing (L)	1	155141-000		45	Screw 5.56	1	155167-001	
15	Feed Shaft Bushing (M)	1	S00141-000		46	Differential Feed Link Lever	1	155168-001	
16	Feed Shaft Bushing (R)	1	155143-000		47	Bolt 6.35 x 14	1	155516-001	
17	Cover for Feed Shaft Bushing (L)	1	155144-001		48	Differential Feed Adjusting Lever	1	155169-001	
18	Packing	1	155145-000		49	Screw 5.56	1	146559-001	
19	Screw 3.57 x 8	3	009670-812		50	Adjusting Lever Bushing	1	155170-000	
30	Main Feed Arm	1	S00142-001		51	Spring	1	155171-001	
31	Bolt 6.35 x 16	1	149170-001		52	Screw 4.76	1	100294-002	
32	Main Feed Shaft	1	S00143-001		53	"O" Ring	1	109203-001	
33	Main Feed Link Bushing	1	155156-001		54	Dowel Pin	1	140063-001	
34	Washer	1	155157-001		55-1	Differential Stitch Control Plate	1	S00148-001	
35	Washer	1	113431-002		55-2	Differential Stitch Control Plate (Bulky)	1	155173-001	
36	Nut 4.76	1	148838-001		55-3	Differential Stitch Control Plate (Shirring, Piping)	1	155174-001	
37	Main Feed Link	1	S00144-001		56	Stopper for Differential Stitch Control	2	146563-001	
38	Main Feed Link Shaft (Small)	1	140210-001		57	Washer	2	118735-002	
39-1-1	Differential Feed Arm	1		F-39	58	Bolt 6.35 x 14	2	017781-412	
39-1-2	Bolt 6.35 x 16	1	149170-001	Differential Feed Arm Block Assembly	59	Knob	1	155175-001	
39-1-3	Spacer	1	155162-001	155159-001	60	Screw	1	155176-001	
39-2	Differential Feed Block	1			69-1	Set Collar	1		F-69 Set Collar with Screw 181969-003
40	Differential Feed Link	1	155164-001		69-2	Screw 6.35	2	101706-001	
41	Differential Feed Link Bushing	1	155165-001						
42	Washer	1	155157-001						



F. Feed mechanism (3) / Transportvorrichtung (3)  
 Mécanisme de l'entraînement (3) / Mecanismo de la alimentación (3)



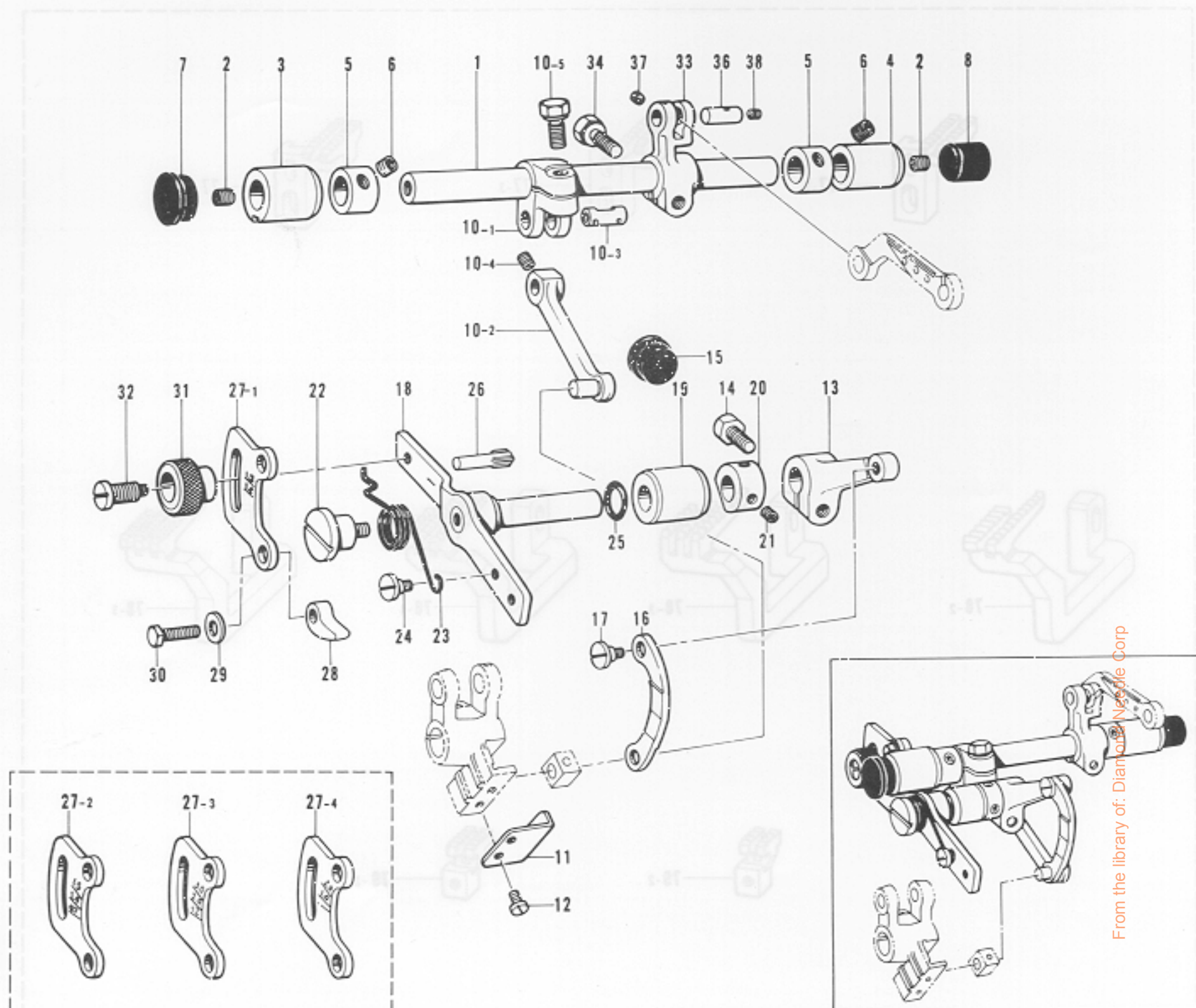
From the library of: Diamond Needle Corp

Ref. No.	Name of Parts	Q'ty	Parts No.	Assembly No.	Ref. No.	Name of Parts	Q'ty	Parts No.	Assembly No.
77-2	Main Feed Dog	1	146744-001		78-4	Differential Feed Dog (Shirring)	1	S01146-001	
77-3	Main Feed Dog (Bulky)	1	146745-001		78-5	Differential Feed Dog (Piping, Taping)	1	S01147-001	
77-4	Main Feed Dog (Shirring, Piping, Taping)	1	S01145-001		79-2	Chain Feed Dog A	1	146577-001	
78-2	Differential Feed Dog	1	S00281-001		79-3	Chain Feed Dog B (Bulky)	1	146578-001	
78-3	Differential Feed Dog (Bulky)	1	146750-001						

19	Bobbin	1	S00154-000		19	Bobbin	1	S00154-000	
18	Feed Adjusting Lever	1	S00153-001		18	Feed Adjusting Lever	1	S00153-001	
17	Screw 2.5x	1	S21547-001		17	Screw 2.5x	1	S21547-001	
16	Feed Adjusting Link	1	S00154-001		16	Feed Adjusting Link	1	S00154-001	
15	Oil Cap	1	104449-001		15	Oil Cap	1	104449-001	
14	Bob 6.32 x 14	1	017771-412		14	Bob 6.32 x 14	1	017771-412	
13	Link Lever	1	S00153-001		13	Link Lever	1	S00153-001	
12	Screw 3.17 x 2	2	008470-512		12	Screw 3.17 x 2	2	008470-512	
11	Link Guide Plate	1	S00153-001		11	Link Guide Plate	1	S00153-001	
10	Bob 6.32 x 16	1	149170-001		10	Bob 6.32 x 16	1	149170-001	
10-4	Screw 4.71	1	014680-422		10-4	Screw 4.71	1	014680-422	
10-3	Feed Rock Arm Stud	1			10-3	Feed Rock Arm Stud	1		
10-2	Feed Link	1			10-2	Feed Link	1		
10-1	Feed Rock Arm (A)	1			10-1	Feed Rock Arm (A)	1		
9	Oil Cap	1	S00111-000		9	Oil Cap	1	S00111-000	
7	Oil Cap	1	110756-000		7	Oil Cap	1	110756-000	
6	Screw 2.5x	4	121718-001		6	Screw 2.5x	4	121718-001	



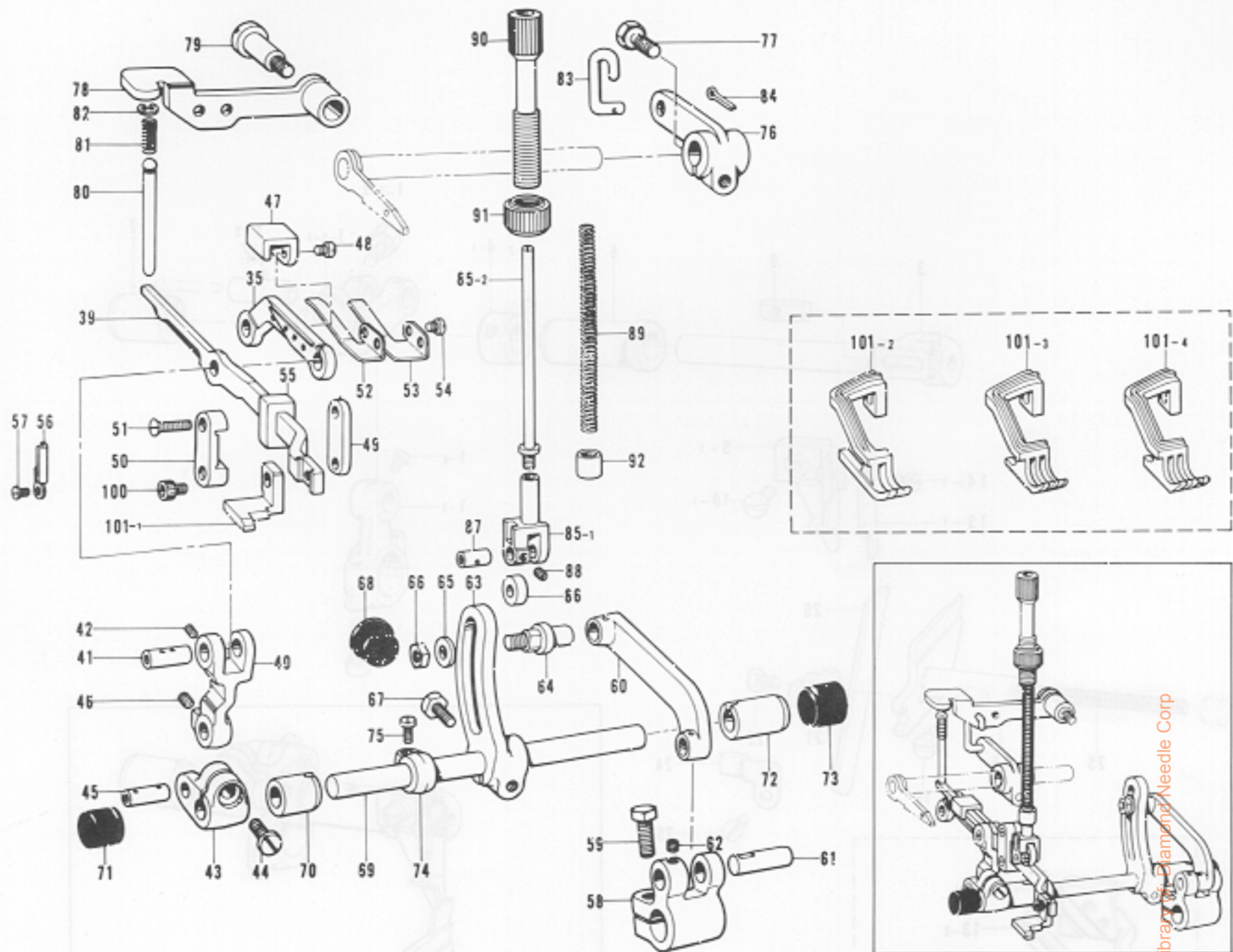
G. Upper feed mechanism (1) / Obertransportvorrichtung (1)  
 Mécanisme de l'entraînement supérieur (1) / Mecanismo de la alimentación superior (1)



Ref. No.	Name of Parts	Q'ty	Parts No.	Assembly No.	Ref. No.	Name of Parts	Q'ty	Parts No.	Assembly No.
1	Feed Rock Shaft	1	S00154-001		20	Set Collar	1	155533-001	
2	Screw 6.35 x 6	2	014770-622		21	Screw 4.37	2	014680-422	
3	Bushing (Left)	1	S00155-000		22	Screw 5.56	1	146559-001	
4	Bushing (Right)	1	S00156-000		23	Spring	1	S00167-001	
5	Set Collar	2	S00157-001		24	Screw 4.76	1	100294-002	
6	Screw 5.95	4	152718-001		25	"O" Ring	1	109203-001	
7	Oil Cap	1	150756-000		26	Pin	1	140063-001	
8	Oil Cap	1	S00313-000		27-1	Upper Feed Regulator Plate	1	S00168-001	
10-1	Feed Rock Arm (A)	1		G-10 Feed Rock Arm Assembly S00158-001	27-2	Upper Feed Regulator Plate	1	S00239-001	
10-2	Feed Link	1			27-3	Upper Feed Regulator Plate (Bulky)	1	S01093-001	
10-3	Feed Rock Arm Stud	1			27-4	Upper Feed Regulator Plate (Shirring, Piping)	1	S01094-001	
10-4	Screw 4.37	1	014680-422		28	Stopper	2	S00169-001	
10-5	Bolt 6.35 x 16	1	149176-001		29	Washer	2	118735-002	
11	Link Guide Plate	1	S00162-001		30	Bolt 6.35 x 14	2	017781-412	
12	Screw 3.57 x 5	2	009670-512		31	Knob	1	155175-001	
13	Link Lever	1	S00163-001		32	Screw	1	155176-001	
14	Bolt 6.35 x 14	1	017771-412		33	Feed Rock Arm (B)	1	S00170-001	
15	Oil Cap	1	104449-001		34	Bolt 6.35 x 15	1	149170-001	
16	Feed Adjusting Link	1	S00164-001	36	Stud	1	S00172-001		
17	Screw 5.56	1	155167-001	37	Screw 3.57	1	148294-001		
18	Feed Adjusting Lever	1	S00165-001	38	Screw 3.18	1	146427-001		
19	Bushing	1	S00166-000						



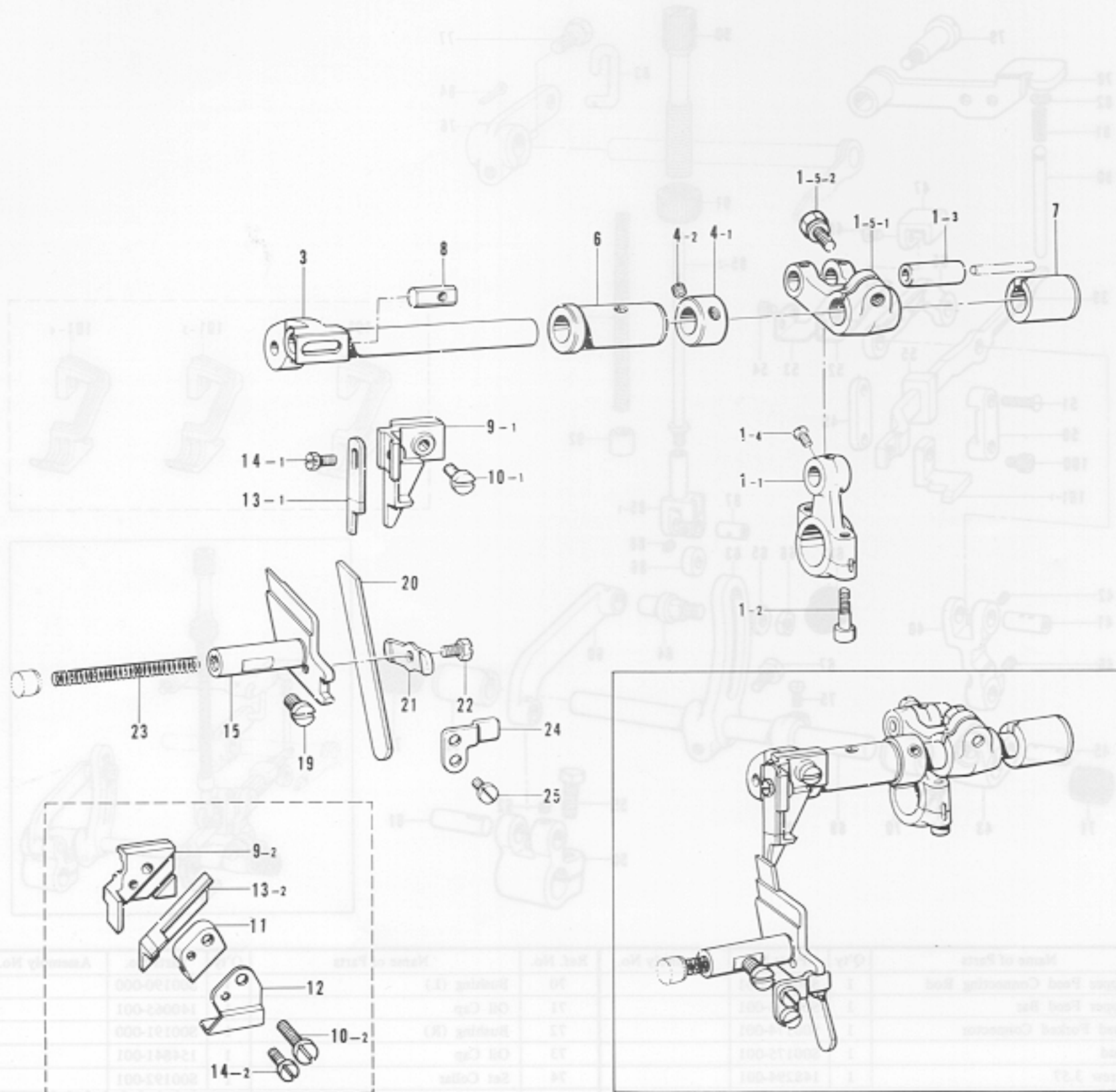
G. Upper feed mechanism (2) / Obertransportvorrichtung (2)  
 Mécanisme de l'entraînement supérieur (2) / Mecanismo de la alimentación superior (2)



Ref. No.	Name of Parts	Q'ty	Parts No.	Assembly No.	Ref. No.	Name of Parts	Q'ty	Parts No.	Assembly No.
35	Upper Feed Connecting Rod	1	S00171-001		70	Bushing (L)	1	S00190-000	
39	Upper Feed Bar	1	S00173-001		71	Oil Cap	1	140065-001	
40	Feed Forked Connector	1	S00174-001		72	Bushing (R)	1	S00191-000	
41	Stud	1	S06175-001		73	Oil Cap	1	154841-001	
42	Screw 3.57	1	148294-001		74	Set Collar	1	S00192-001	
43	Feed Rock Arm	1	S00176-001		75	Screw 4.37 x 7	1	009680-712	
44	Screw 5.95 x 12	1	009761-212		76	Upper Feed Lifting Arm	1	S00193-001	
45	Pin	1	S00177-001		77	Bolt 6.35 x 16	1	149170-001	
46	Screw 4.37	1	014680-422		78	Upper Feed Lifting Lever	1	S00194-001	
47	Upper Feed Bar Guide (A)	1	S00178-001		79	Screw 5.95	1	S00195-001	
48	Screw 3.57 x 5	2	001670-512		80	Upper Feed Lifting Shaft	1	S00196-001	
49	Upper Feed Bar Guide (B)	1	S00179-000		81	Spring	1	S00197-001	
50	Upper Feed Bar Guide (B) Cover	1	S00180-000		82	Stop Ring E-4	1	048040-342	
51	Screw 3.57 x 14	2	151626-001		83	Presser Lifting Link	1	S00198-001	
52	Spring Plate (U)	1	S00181-001		84	Pin	1	110793-001	
53	Spring Plate (D)	1	S00182-001		85-1	Presser Bar Bracket	1	S00200-001	G-85 Upper Feed Presser Bar Assembly S00199-001
54	Screw 3.57 x 6	2	009670-612		85-2	Presser Bar	1	S00201-001	
55	Oil Rejector	1	S06183-000		86	Presser Bar Roller	1	S06202-001	
56	Fragment Protector Plate	1	S00184-001		87	Presser Bar Roller Stud	1	S06203-001	
57	Screw 3.57 x 6	1	009670-612		88	Screw 3.18	1	146427-001	
58	Feed Arm	1	S00185-001		89	Upper Feed Presser Spring	1	S00204-001	
59	Bolt 6.35 x 16	1	017771-612		90	Presser Adjusting Screw	1	S00205-001	
60	Feed Link	1	S00186-001		91	Nut for Presser Adjusting Screw	1	S00051-001	
61	Feed Rock Shaft Arm Pin	1	109153-001		92	Bushing	1	S00207-000	
62	Screw 4.37	1	014680-422		100	Screw 3.57 x 7	1	S00208-001	
63	Feed Adjusting Arm	1	S00187-001		101-1	Upper Feed Dog	1	S00209-001	
64	Feed Link Shaft	1	S00188-001		101-2	Upper Feed Dog	1	S00240-001	
65	Washer	1	113431-002		101-3	Upper Feed Dog (Shirring)	1	S01129-001	
66	Nut 4.76	1	148838-001		101-4	Upper Feed Dog (Piping)	1	S01131-001	
67	Bolt 6.35 x 14	1	017771-412						
68	Oil Cap	1	104449-001						
69	Feed Shaft	1	S00189-001						



H. Knife mechanism / Messer  
 Mécanisme du couteau / Mecanismo del cuchilla

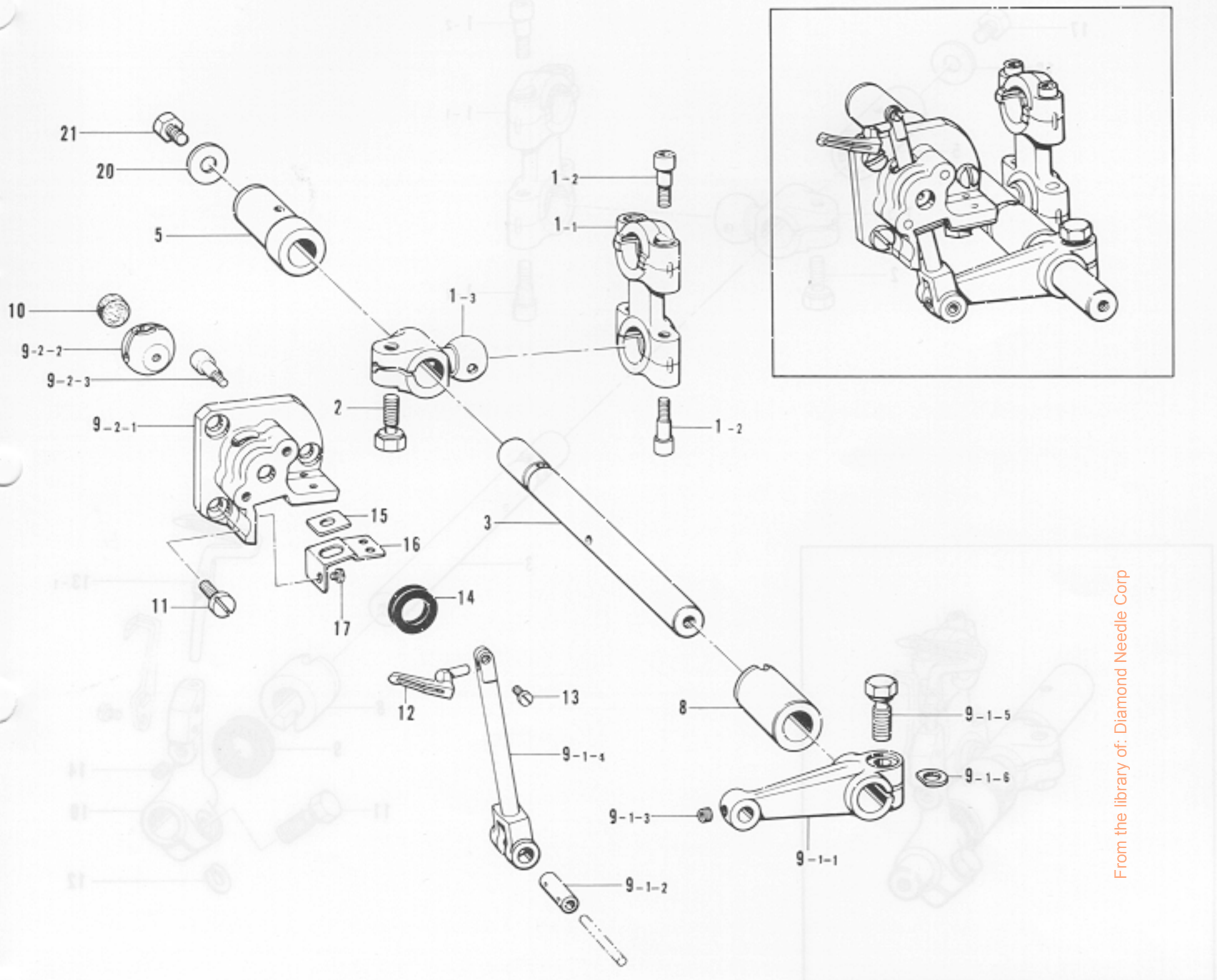


From the library of: Diamond Needle Corp

Ref. No.	Name of Parts	Q'ty	Parts No.	Assembly No.	Ref. No.	Name of Parts	Q'ty	Parts No.	Assembly No.
1- 1	Upper Knife Driving Rod	1		H-1	10- 1	Screw 4.37	1	107407-003	
1- 2	Screw 4.37 x 14	2	148425-001	Upper Knife Driving Rod Assembly	10- 2	Screw 4.37 x 16	1	009681-612	
1- 3	Pin	1		※ 155181-001	11	Upper Knife Presser	1	148343-001	
1- 4	Screw 4.37	1	100366-001		12	Presser Plate	1	148344-001	
1-5-1	Upper Knife Driving Lever	1		H-1-5	13- 1	Upper Knife	1	144074-000	
1-5-2	Belt 6.35 x 16	1	149170-001	Upper Knife Driving Lever Assembly	13- 2	Angle Knife with Carbide Tip	1	148815-001	
3	Upper Knife Driving Arm	1	S00274-001	156318-001	14- 1	Bolt 3.57	1	144075-001	
4-1	Set Collar	1		H-4	14- 2	Screw 3.57	1	113050-001	
4-2	Screw 5.95	2	152718-001	Set Collar	15	Lower Knife Holder	1	155191-001	
6	Bushing (L)	1	155186-000	159441-001	19	Screw 6.35	1	102627-001	
7	Bushing (R)	1	S00210-000		20	Lower Knife	1	155193-001	
8	Nut	1	148281-001		21	Lower Knife Presser Plate	1	155194-001	
9- 1	Upper Knife Holder	1	155187-001		22	Bolt 4.37	1	117516-001	
9- 2	Upper Knife Holder	1	155189-001		23	Spring	1	146584-001	
					24	Lower Knife Holder Guide	1	155195-001	
					25	Screw 3.57 x 6	2	009670-612	



J. Over looper mechanism / Oberen Greifer  
 Mécanisme du boucleur supérieur / Mecanismo del presilladora superior



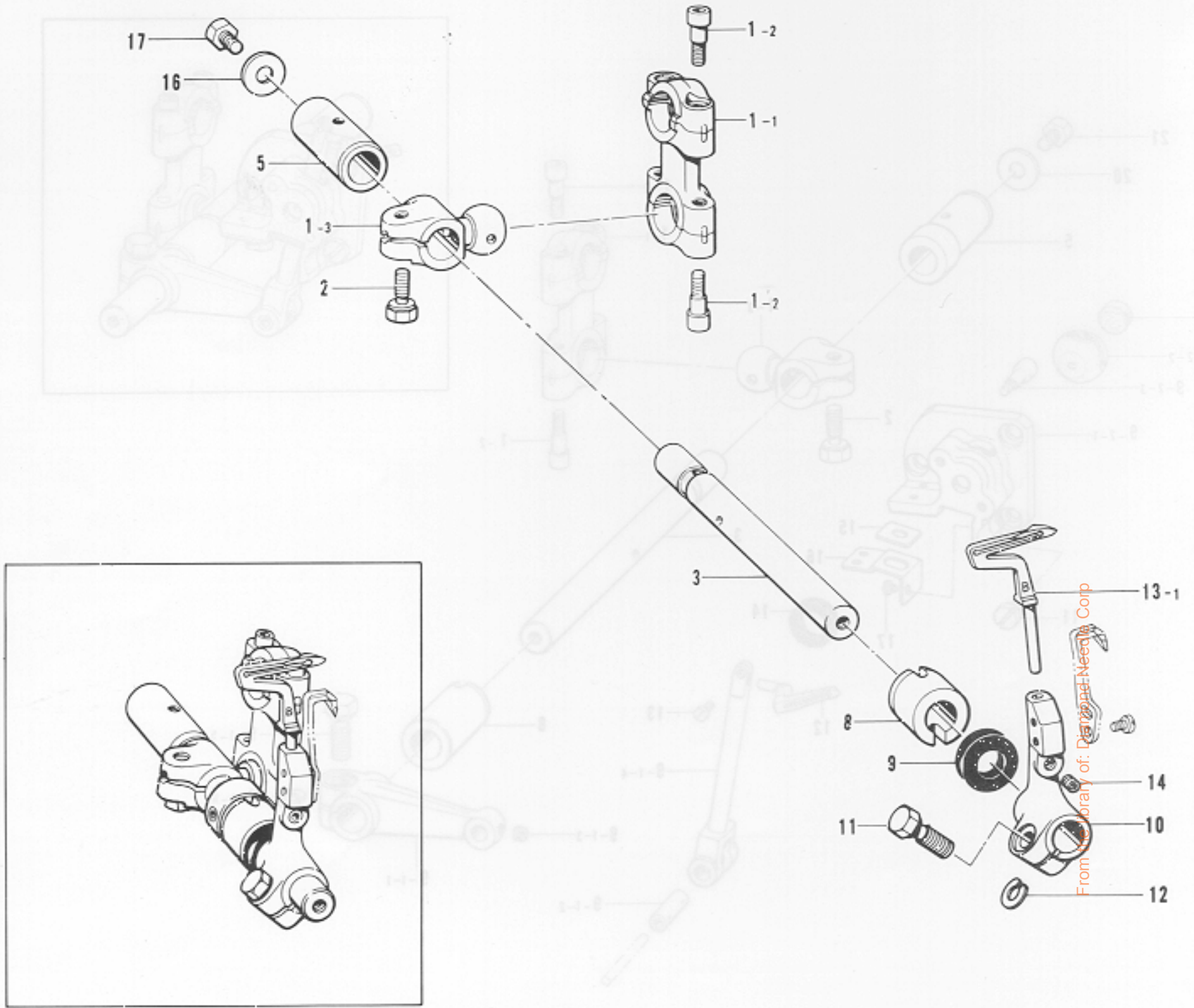
From the library of: Diamond Needle Corp

Ref. No.	Name of Parts	Q'ty	Parts No.	Assembly No.	Ref. No.	Name of Parts	Q'ty	Parts No.	Assembly No.
1-1	Looper Connecting Rod	1		J-1 Looper Connecting Rod Assembly #155225-001	9-2-1	Over Looper Holder Guide Base	1		J-9 Over Looper Assembly 155231-001
1-2	Screw 4.37 x 14	4	148425-001		9-2-2	Over Looper Holder Guide Block	1		
1-3	Looper Connecting Lever	1			9-2-3	Screw 4.37 x 14	2	148425-001	
2	Bolt 6.35 x 14	1	155516-001		10	Felt	1	155238-000	
3	Looper Shaft	1	155228-001		11	Screw 4.37 x 8	3	009680-812	
5	Bushing (B)	1	155229-000		12	Over Looper	1	155240-001	
8	Bushing (F)	1	S00379-000		13	Screw 3.18 x 6	1	009650-612	
9-1-1	Over Looper Driving Lever	1			14	Seal	1	155247-000	
9-1-2	Over Looper Holding Shaft	1			15	Over Looper Oil Rejector	1	156476-000	
9-1-3	Screw 4.37	1	014680-422	J-9 Over Looper Assembly 155231-001	16	Oil Rejector Supporter	1	156491-001	
9-1-4	Over Looper Holder	1			17	Screw 3.57	3	106568-003	
9-1-5	Boit 6.35 x 16	1	149170-001		20	Washer	1	S00356-001	
9-1-6	Spacer	1	155162-001		21	Bolt 5.56 x 8	1	S00383-001	



K. Under looper mechanism / Unterer Greifer  
 Mécanisme du boucleur inférieur / Mecanismo del presilladora interior

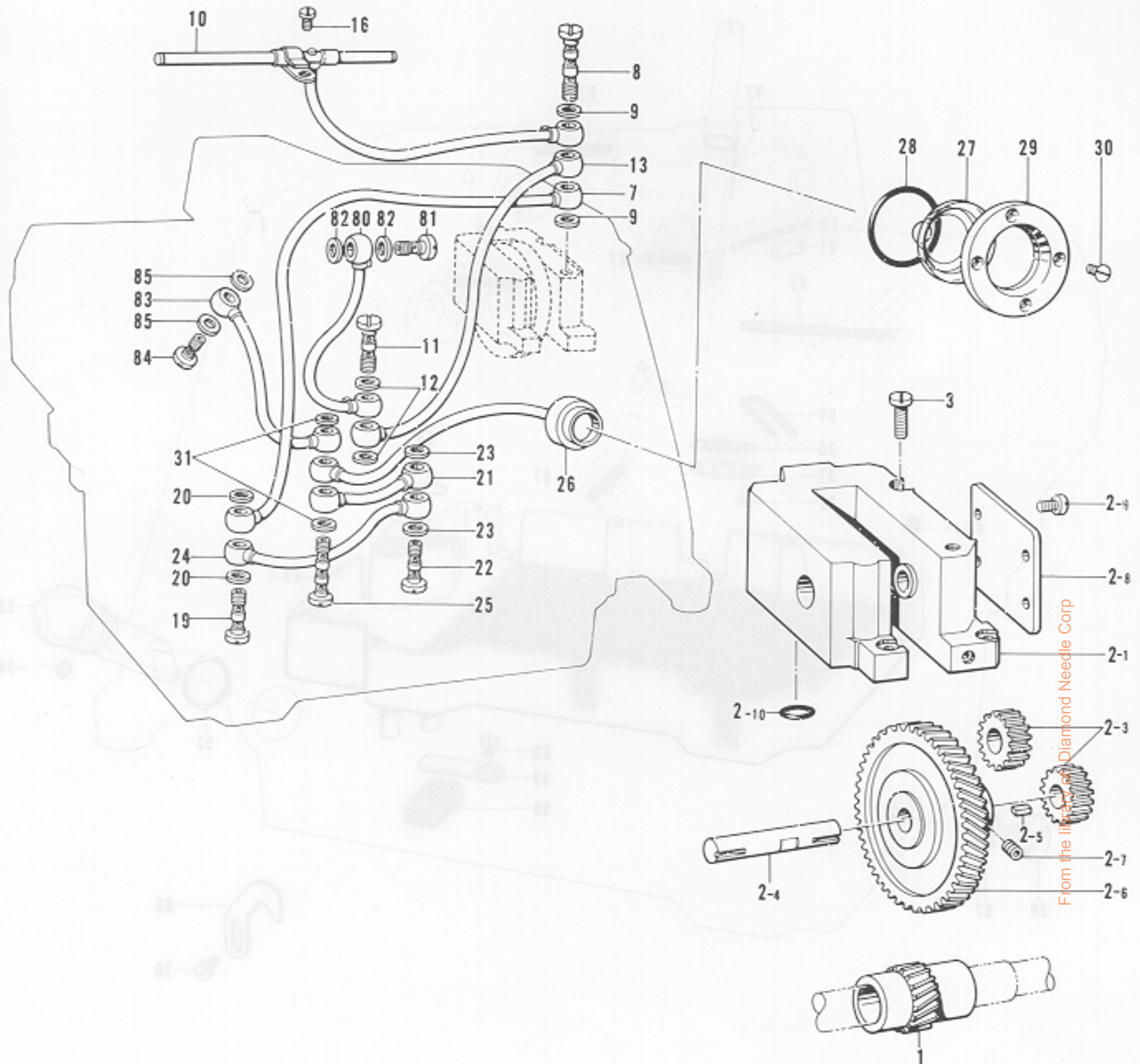
Over looper mechanism / Oberer Greifer  
 Mécanisme du boucleur supérieur / Mecanismo del presilladora exterior



Ref. No.	Name of Parts	Q'ty	Parts No.	Assembly No.	Ref. No.	Name of Parts	Q'ty	Parts No.	Assembly No.
1-1	Looper Connecting Rod	1		K-1 Looper Connecting Rod Assembly #155225-001	10	Under Looper Holder	1	155248-001	
1-2	Screw 4.37 x 14	4	148425-001		11	Bolt 5.56 x 14	1	149171-001	
1-3	Looper Connecting Lever	1			12	Spacer	1	148782-001	
2	Bolt 6.35 x 14	1	d55516-001		13	Under Looper	1	159434-001	
3	Under Looper Shaft	1	155244-001		14	Screw 4.37	1	014680-422	
5	Upper Looper Shaft Bushing (B)	1	155245-000		16	Washer	1	S00356-001	
8	Under Looper Shaft Bushing (F)	1	155246-000		17	Bolt 5.56 x 8	1	S00383-001	
9	Seal	1	155247-000						



L. Lubrication (1) / Schmierung (1)  
 Lubrification (1) / Lubricación (1)

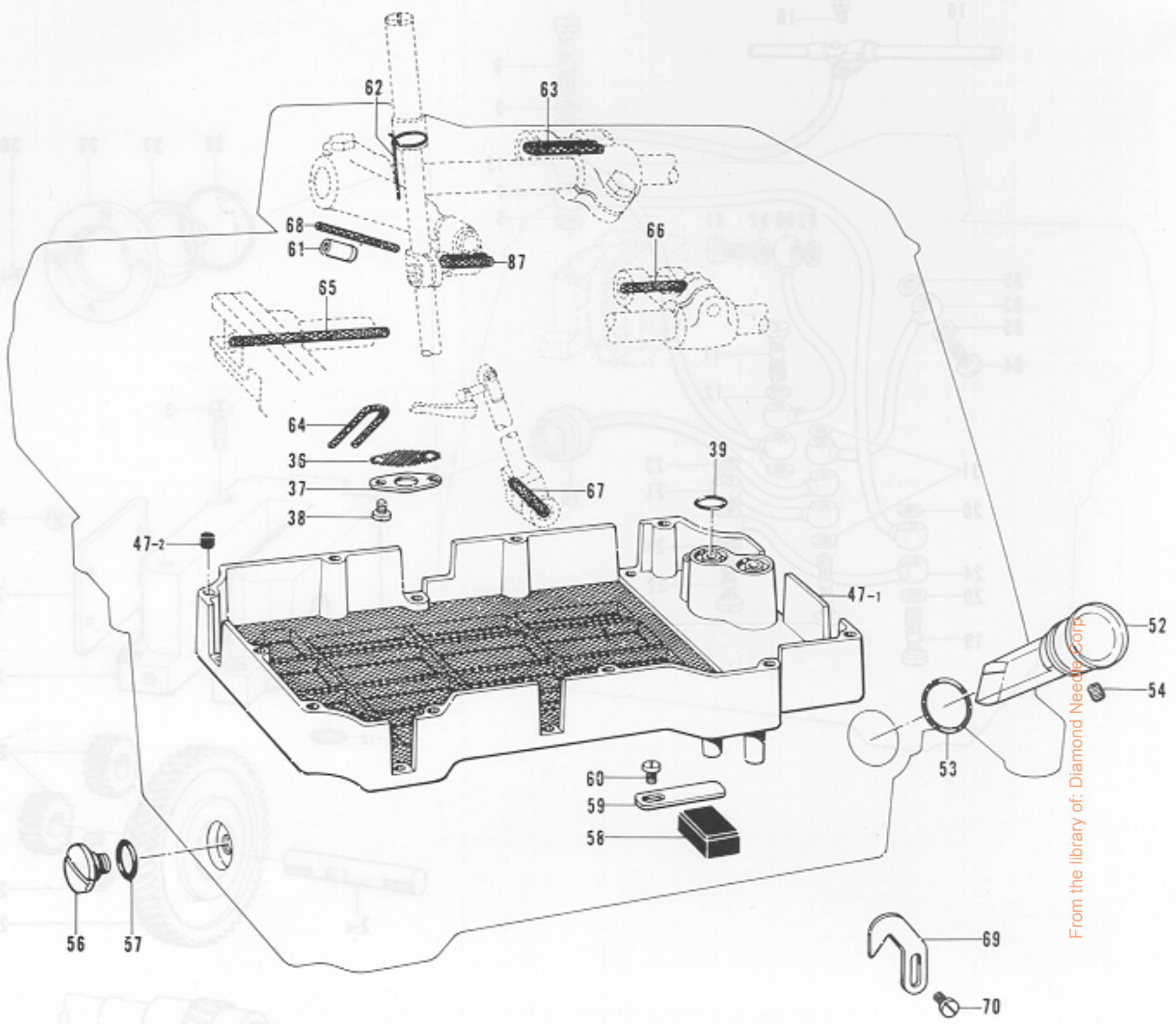


Ref. No.	Name of Parts	Q'ty	Parts No.	Assembly No.	Ref. No.	Name of Parts	Q'ty	Parts No.	Assembly No.
1	Gear S	1	156432-001	L-2 Pump Assembly S00057-001	19	Oil Feeding Pipe (A)	1	112354-001	
2- 1	Pump Case	1			20	Packing	2	112348-001	
2- 3	Pump Gear D	2	156426-000		21	Vinyl Tube	1	155282-001	
2- 4	Gear (L) Shaft	1	156427-001		22	Oil Feeding Pipe (B)	1	112364-001	
2- 5	Key	1	156429-001		23	Packing	2	112348-001	
2- 6	Gear L	1	156428-000		24	Vinyl Tube	1	155284-001	
2- 7	Screw 4.37 x 6	2	014680-622		25	Oil Feeding Pipe (A)	1	112351-001	
2- 8	Pump Cover	1	156430-001		26	Pilot-Light Gauge	1	155286-101	
2- 9	Screw 3.57 x 6	4	009670-612		27	Pilot-Light Lens	1	155290-000	
2-10	"C" Ring P8	1	081008-070		28	"O" Ring P22	1	081022-070	
3	Screw 4.37 x 12	4	009681-212	29	Lens Presser Plate	1	155291-001		
7	Vinyl Tube	1	156469-001	30	Screw 3.57	4	102538-002		
8	Oil Feeding Pipe (A)	1	112351-001	31	Packing	2	112348-001		
9	Packing	2	112348-001	80	Vinyl Tube	1	S00322-001		
10	Main Oil Pipe Assembly	1	S00211-001	81	Screw	1	112359-001		
11	Oil Feeding Pipe (B)	1	112364-001	82	Packing	2	112348-001		
12	Packing	2	112348-001	83	Vinyl Tube	1	156897-001		
13	Tube Assembly	1	155292-001	84	Screw	1	112359-001		
16	Screw 3.57 x 6	1	009670-612	85	Packing	2	112348-001		



L. Lubrication (2) / Schmierung (2)  
 Lubrification (2) / Lubricación (2)

Lubrication (1) / Schmierung (1)  
 Lubrification (1) / Lubricación (1)

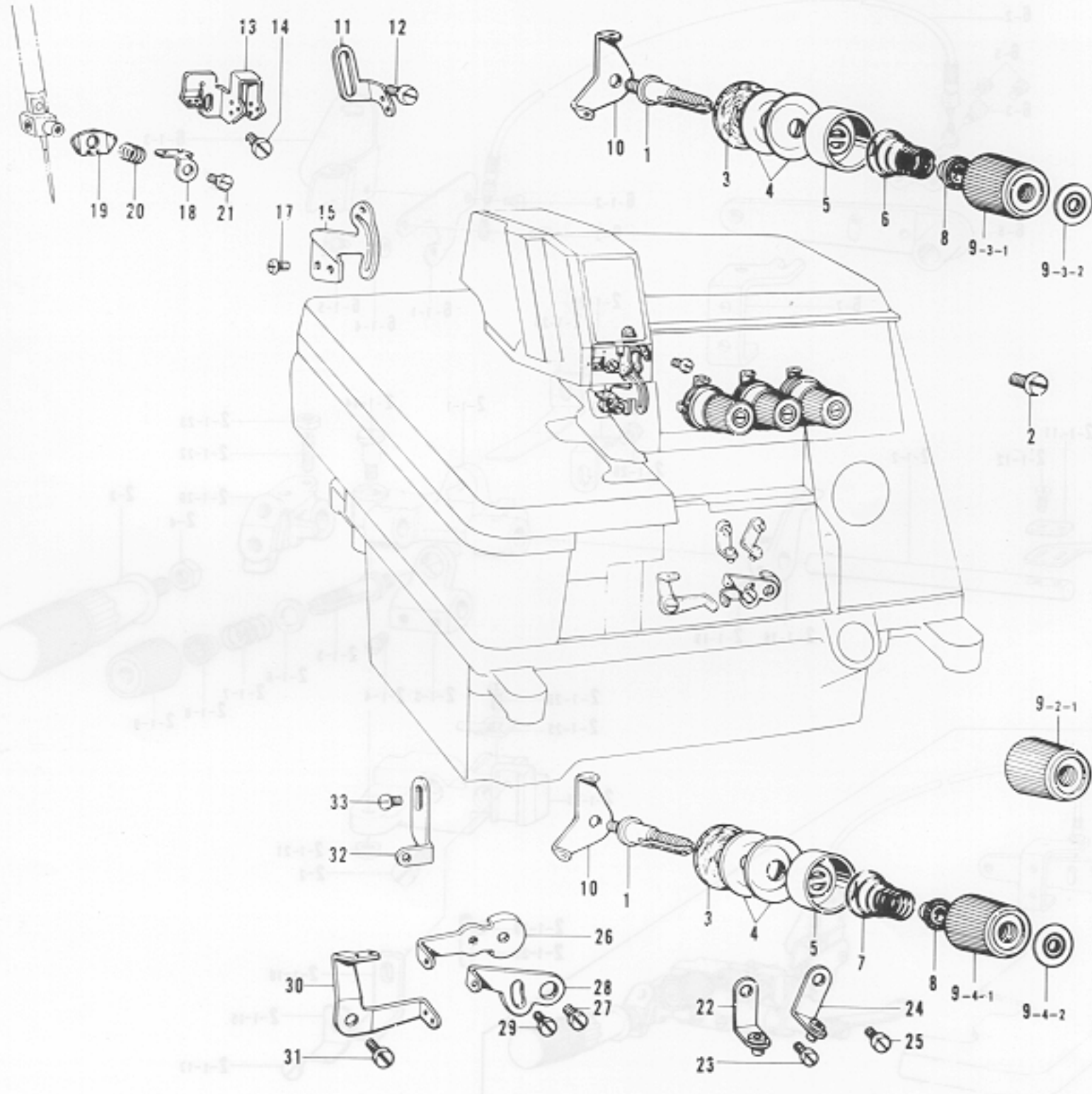


From the library of: Diamond Needle Corp.

Ref. No.	Name of Parts	Q'ty	Parts No.	Assembly No.	Ref. No.	Name of Parts	Q'ty	Parts No.	Assembly No.
36	Oil Filter Guide	1	155294-000		59	Spring Plate	1	152936-001	
37	Oil Filter Flange	1	155295-001		60	Screw 3.57 x 6	1	009670-612	
38	Screw 3.57 x 5	2	009670-512		61	Oil Pipe	1	S00213-000	
39	"O" Ring	1	108549-001		62	Wick	1	S00305-000	
47-1	Oil Filter	1		L-47	63	Wick	1	140320-000	
47-2	Oil Cap	10	140327-001	Oil Filter Assembly S00065-001	64	Wick	1	112750-000	
52	Oil Gauge Window	1	S00067-001		65	Wick	1	147362-000	
53	"O" Ring P16	1	081016-070		66	Wick	1	140317-000	
54	Screw 3.57	1	148294-001		67	Wick	1	140417-000	
56	Screw 9.52	1	110641-002		68	Wick	1	140430-001	
57	"O" Ring	1	109203-001		69	Adjusting Plate	1	155552-001	
58	Magnet	1	112525-000		70	Screw 3.57 x 6	2	009670-612	
					87	Wick	1	S00278-000	



M. Thread tension / Fadenspannung  
Tension du fil / Tensión del hilo

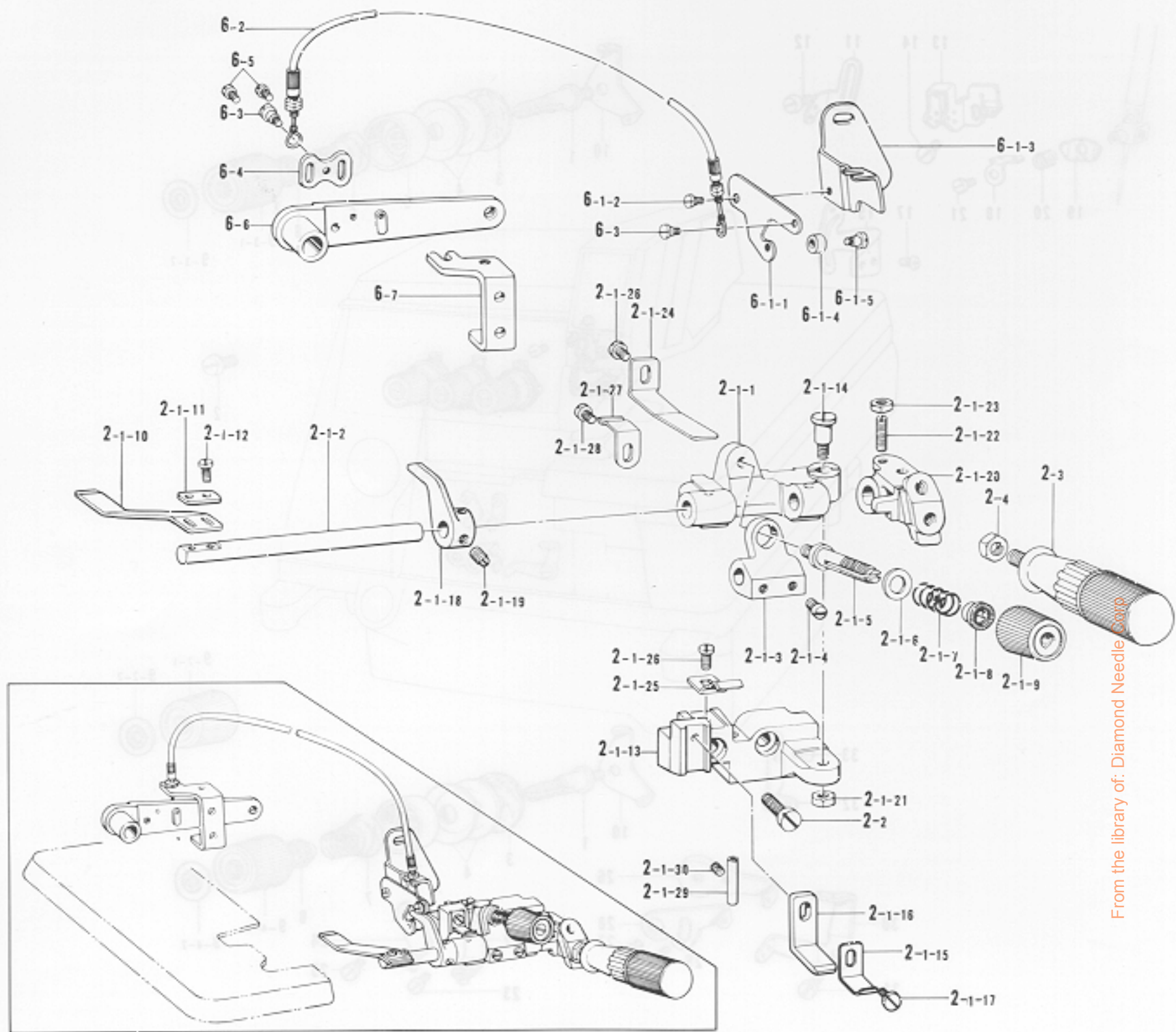


From the library of: Diamond Needle Corp

Ref. No.	Name of Parts	Q'ty	Parts No.	Assembly No.	Ref. No.	Name of Parts	Q'ty	Parts No.	Assembly No.
1	Thread Tension Control Stud	3	159574-001		12	Screw 3.57 x 6	2	009670-612	
2	Screw 4.37 x 5	1	001680-512		13	Needle Thread Guide (A)	1	155305-101	
3	Felt	3	110832-001		14	Screw 3.57 x 6	1	001670-612	
4	Tension Disc	6	145446-001		15	Needle Thread Take-up	1	155306-001	
5	Tension Disc Washer	3	144103-003		17	Screw 3.57 x 6	2	001670-612	
6	Spring	1	144104-001		18	Needle Thread Guide (C)	1	155307-101	
7	Spring	2	144110-001		19	Needle Thread Guard	1	155308-101	
8	Tension Spring Washer	3	144105-000		20	Needle Thread Guard Spring	1	155310-001	
9-2-1	Thread Tension Adjusting Nut	1	149566-002	M-9-2 Thread Tension Adjusting Nut Assembly 155696-002	21	Screw 2.38	1	105288-001	
9-2-2	Tension Indicating Plate	1	155697-002		22	Thread Guide	1	146926-003	
9-3-1	Thread Tension Adjusting Nut	1	149566-002	M-9-3 Thread Tension Adjusting Nut Assembly 155696-003	23	Screw 3.57 x 6	1	009670-612	
9-3-2	Tension Indicating Plate	1	155697-003		24	Under Looper Thread Guide	1	146926-002	
9-4-1	Thread Tension Adjusting Nut	1	149566-002	M-9-4 Thread Tension Adjusting Nut Assembly 155696-004	25	Screw 3.57 x 6	1	009670-612	
9-4-2	Tension Indicating Plate	1	155697-004		26	Under Looper Thread Take-up	1	155311-001	
10	Needle Thread Guide Plate	3	110813-001		27	Screw 3.57 x 6	1	009670-612	
11	Needle Thread Guide (B)	1	S00215-001		28	Over Looper Thread Take-up	1	155312-001	
					29	Screw 3.57 x 6	1	009670-612	
					30	Looper Thread Take-up (L)	1	146654-001	
					31	Screw 3.57 x 6	1	009670-612	
					32	Over Looper Thread Guide	1	155313-001	
					33	Screw 3.57 x 6	1	009670-612	



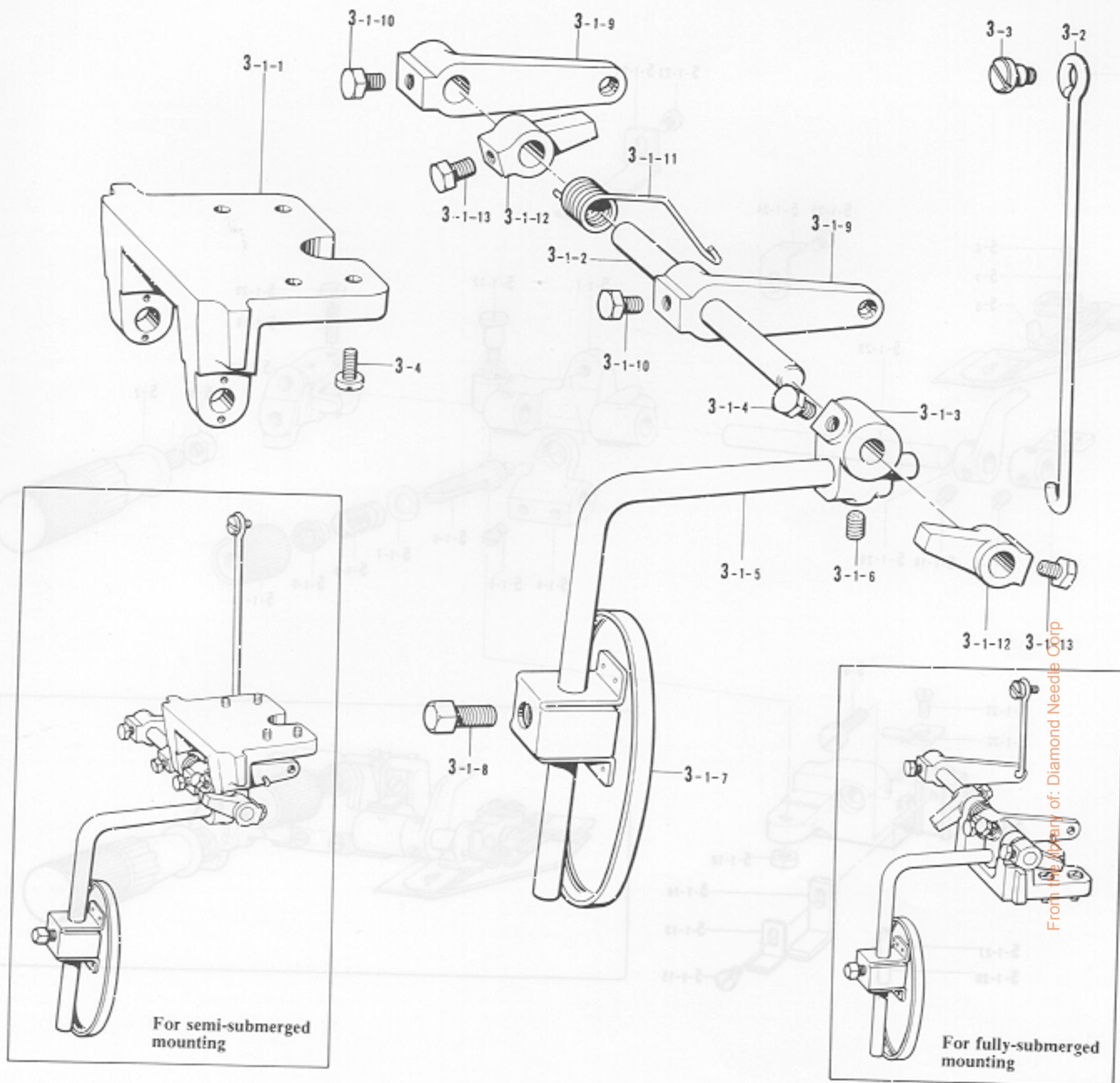
N. Shirring attachment (1) / Kräuselvorrichtung (1)  
 Accessoire pour fronces (1) / Accesorio de tundido (1)



Ref. No.	Name of Parts	Q'ty	Parts No.	Assembly No.	Ref. No.	Name of Parts	Q'ty	Parts No.	Assembly No.	
2-1-1	Bracket for Ruffling Blade	1	146588-001	N-2-1 Shirring Attachment Assembly S01069-001	2-1-23	Nut 4.37	1	105234-003	N-2-1 Shirring Attachment Assembly S01069-001	
2-1-2	Ruffling Blade Base Shaft	1	145803-001		2-1-24	Spring Plate	1	145811-001		
2-1-3	Spring Base	1	146590-001		2-1-25	Spring Plate	1	145808-001		
2-1-4	Screw 5.95	2	105163-001		2-1-26	Screw 4.37 x 6	2	009680-612		
2-1-5	Looper Thread Tension Control Stud	1	110820-001		2-1-27	Spring	1	144764-001		
2-1-6	Washer 6.35	1	025770-232		2-1-28	Screw 3.57 x 5	1	001670-512		
2-1-7	Spring	1	144788-001		2-1-29	Thread Guide Pipe	2	146592-001		
2-1-8	Tension Spring Washer	1	144105-000		2-1-30	Screw 3.57	2	013679-412		
2-1-9	Thread Tension Adjusting Nut	1	149566-002		2-2	Screw 6.35 x 18	2	009781-812		N-2 Shirring Assembly S01068-002
2-1-10	Separate	1	S01057-001		2-3	Handle	1	145809-001		
2-1-11	Washer	1	144784-001		2-4	Nut 6.35	1	150556-002		
2-1-12	Screw 3.18 x 7	2	009660-712		6-1-1	Ruffling Plate Lifter Lever	1	148388-001		N-6-1 Shirring Plate Lifter Lever Assembly S00082-001
2-1-13	Ruffling Base	1			6-1-2	Screw	1	141514-001		
2-1-14	Stud Screw 5.95	1	147933-001		6-1-3	Presser Foot Lifter Lever Support	1	S00083-001		
2-1-15	Ruffling Blade Guide	1	145807-001		6-1-4	Roller	1	148390-001		
2-1-16	Ruffling Blade Guide Plate (D)	1	154795-001		6-1-5	Stud Screw 3.18	1	112301-001		
2-1-17	Screw 4.37 x 8	1	009680-812		6-2	Flexible Wire Assembly	1	148391-001		N-6 Shirring Interlocking Assembly S01073-002
2-1-18	Ruffling Plate Lifter	1	148387-001		6-3	Screw	2	141514-001		
2-1-19	Screw 6.35	2	101706-001		6-4	Wire Plate	1	147672-001		
2-1-20	Handle Fixing Plate	1	145810-001		6-5	Screw 3.57 x 6	2	009670-612		
2-1-21	Nut 5.95	1	150553-002		6-6	Presser Foot Lifter Lever	1	S01074-001		
2-1-22	Screw 4.37	1	110230-001		6-7	Lever Adjuster Plate	1	S01075-001		



N. Shirring attachment (2) / Kräuselvorrichtung (2)  
 Accessoire pour fronces (2) / Accesorio de tundido (2)



Ref. No.	Name of Parts	Q'ty	Parts No.	Assembly No.	Ref. No.	Name of Parts	Q'ty	Parts No.	Assembly No.
3-1-1	Knee Lifter Shaft Bracket	1	155197-001	N-3-1 Differential Feed Adjustment Assembly S01071-001	3-1-9	Knee Lifter Lever	2	155201-001	N-3-1 Differential Feed Adjustment Assembly S01071-001
3-1-2	Knee Lifter Shaft	1	S01072-001		3-1-10	Bolt 6.35 x 10	2	017781-012	
3-1-3	Knee Lifter Bracket	1	155199-001		3-1-11	Spring	1	155202-001	
3-1-4	Bolt 6.35 x 10	1	017781-012		3-1-12	Collar	2	155203-101	
3-1-5	Knee Lifter Bar (S)	1	148797-001		3-1-13	Bolt 6-7/8 in	2	017781-012	
3-1-6	Screw 6.35	1	014780-622		3-2	Connecting Bar	1	155205-001	
3-1-7	Knee Lifter Plate (L)	1	148798-001		3-3	Stud Screw 4.76	1	146594-001	
3-1-8	Bolt 7.94	1	100463-001		3-4	Screw 4.37 x 10	4	009681-012	
									N-3 Differential Feed Assembly S01168-001

- \* Differential feed adjustment assembly
- \* For semi-submerged mounting S01071-001
- \* For fully-submerged mounting S01153-001

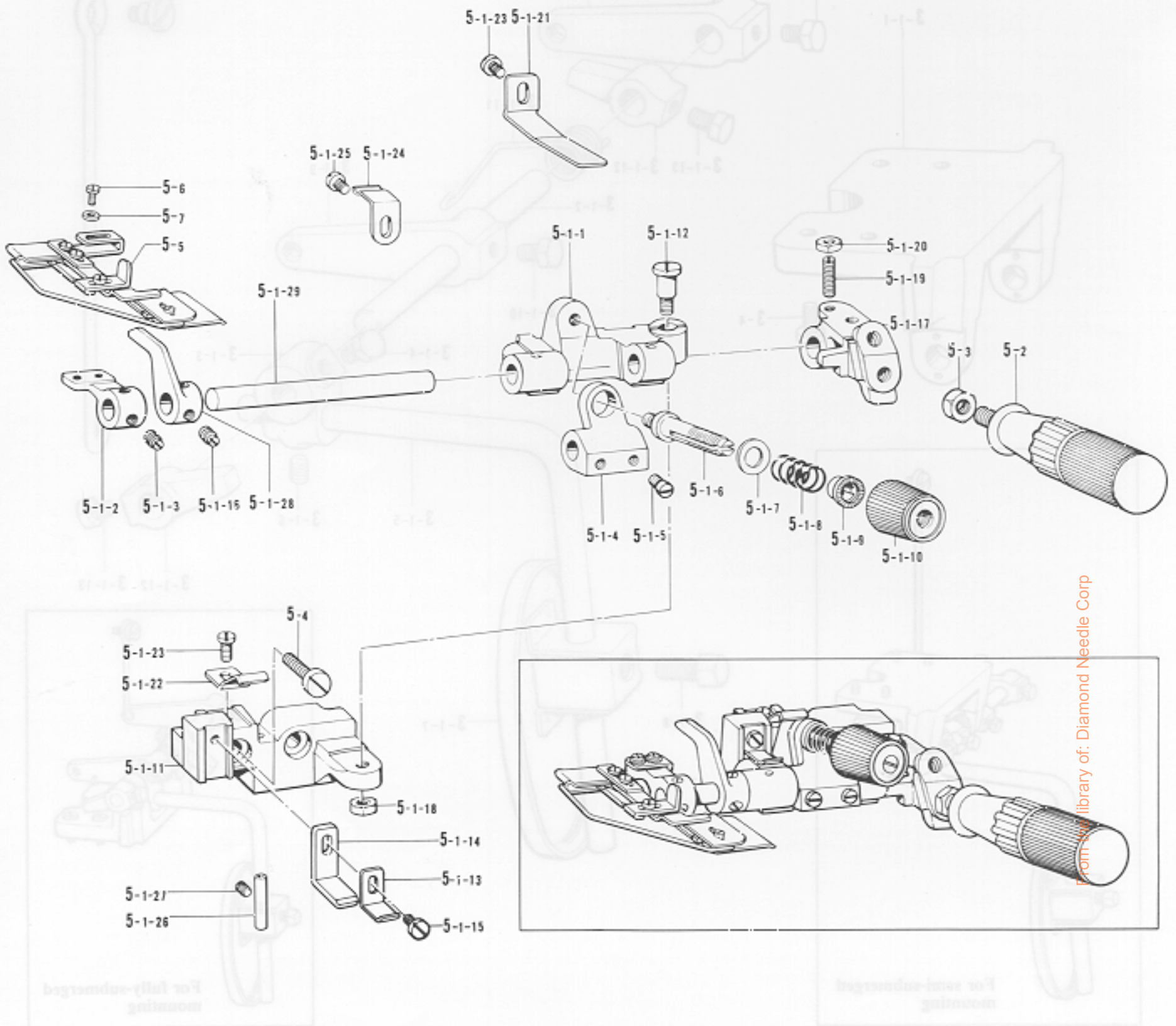
- \* Differentialtransporteinstellung kompl.
- \* Für Montage am halbversenkten Maschinenoberteil S01071-001
- \* Für Montage am ganzversenkten Maschinenoberteil S01153-001

- \* Ensemble de réglage de l'entraînement différentiel
- \* Pour un montage semi-plongé S01071-001
- \* Pour un montage entièrement plongé S01153-001

- \* Conjunto de ajuste de transporte diferencial
- \* Para montaje semi-sumergido S01071-001
- \* Para montaje completamente sumergido S01153-001



N. Shirring attachment (3) / Kräuselvorrichtung (3)  
 Accessoire pour fronces (3) / Accesorio de tundido (3)



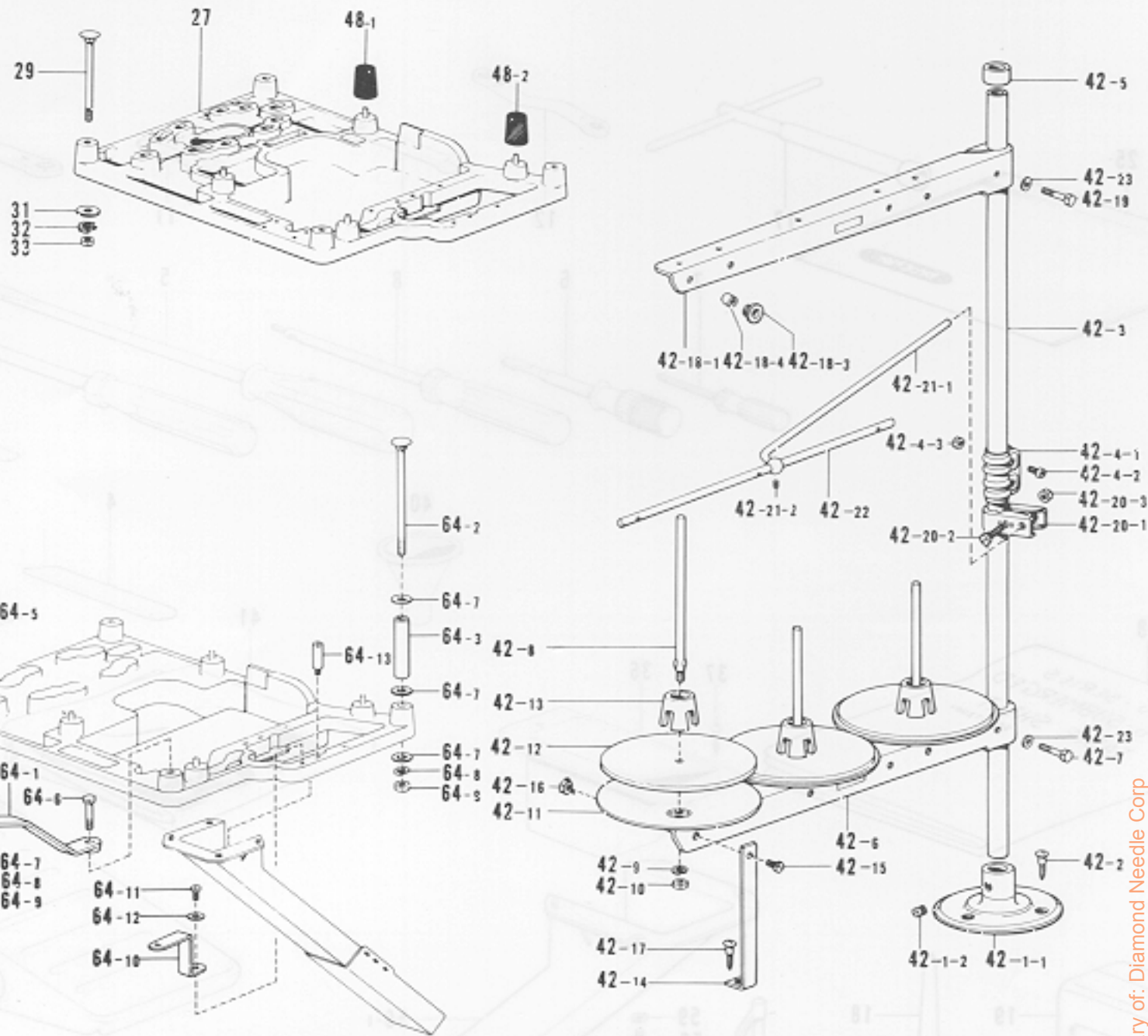
Ref. No.	Name of Parts	Q'ty	Parts No.	Assembly No.	Ref. No.	Name of Parts	Q'ty	Parts No.	Assembly No.
5-1-1	Bracket for Ruffling Blade	1	146588-001	N-5-1 Piping Wrapper Base Assembly 149202-202	5-1-19	Screw 4.37	1	110230-001	N-5 Piping Parts Assembly S01170-001
5-1-2	Wrapper Base	1	146589-001		5-1-20	Nut 4.37	1	105234-003	
5-1-3	Screw 6.35	2	101706-001		5-1-21	Spring Plate	1	145811-001	
5-1-4	Spring Base	1	146590-001		5-1-22	Spring Plate	1	145808-001	
5-1-5	Screw 5.95	2	105163-001		5-1-23	Screw 4.37 x 6	2	009680-612	
5-1-6	Looper Thread Tension Control Stud	1	110820-001		5-1-24	Spring	1	144764-001	
5-1-7	Washer 6.35	1	025770-232		5-1-25	Screw 3.57 x 5	1	001670-512	
5-1-8	Spring	1	144788-001		5-1-26	Thread Guide Pipe	2	146592-001	
5-1-9	Tension Spring Washer	1	144105-000		5-1-27	Screw 3.57	2	013679-412	
5-1-10	Tension Nut	1	149566-002		5-1-28	Ruffling Plate Lifter	1	148387-001	
5-1-11	Ruffler Base	1			5-1-29	Ruffling Blade Base Shaft	1	149203-001	
5-1-12	Stud Screw 5.95	1	147933-001		5-2	Handle	1	145809-001	
5-1-13	Ruffling Blade Guide	1	145807-001		5-3	Nut 6.35	1	150556-002	
5-1-14	Ruffling Blade Guide D	1	154795-001		5-4	Screw 6.35 x 18	2	009781-812	
5-1-15	Screw 4.37 x 8	1	009680-812		5-5	Wrapper Assembly	1	S01171-001	
5-1-16	Screw 6.35	2	101706-001		5-6	Screw 4.37 x 6	2	009680-612	
5-1-17	Handle Fixing Plate	1	145810-001		5-7	Washer	2	110735-002	
5-1-18	Nut 5.95	1	150553-002						







Z. Accessories (2) / Zubehör (2)  
 Accessoires (2) / Accesorios (2)



From the library of: Diamond Needle Corp

Ref. No.	Name of Parts	Q'ty	Parts No.	Assembly No.	Ref. No.	Name of Parts	Q'ty	Parts No.	Assembly No.
27	Machine Base Plate	1	155321-100		42-18-1	Spool Holder	1	150176-001	Z-42-18
29	Bolt 8 x 85	4	210973-001		42-18-3	Thread Hanger	3		Thread Hanger
31	Washer 8	4	025080-236		42-18-4	Thread Bushing	3	142990-001	Assembly 3
32	Spring Washer 2-8	4	028080-242		42-19	Bolt 5 x 28	1	017502-803	147056-003
33	Nut 8	4	021080-106		42-20-1	Thread Guide Holder	1	150185-001	Z-42-20
42- 1-1	Cotton Stand Base	1	150189-001	Z-42-1	42-20-2	Bolt 5 x 28	1	017502-803	Thread Guide
42- 1-2	Screw 6 x 7	2	150181-101	Cotton Stand	42-20-3	Nut 5	1	021500-103	Holder Assembly
42- 2	Screw 4.5 x 22	3	031452-203	Assembly	42-21-1	Thread Guide Stopper Bar	1	142996-001	150145-001
42- 3	Pipe	2	150172-001	150139-001	42-21-2	Screw 4.76	1	013719-412	Z-42-21
42- 4-1	Joint	1	150173-001	Z-42-4	42-22	Thread Guide 3	1	142997-001	Thread Guide
42- 4-2	Screw 5 x 14	2	150202-001	Joint for	42-23	Washer 5	2	025050-233	Stopper Bar
42- 4-3	Nut 5	2	021500-103	Cotton Stand	48- 1	Cushion	1	147919-001	142971-001
42- 5	Cap	1		150106-001	48- 2	Cushion	3	147919-002	
42- 6	Spool Holder	1	150176-001		64- 1	Head Plate Supporter	1	153319-001	
42- 7	Bolt 5 x 28	1	017502-803		64- 2	Bolt	3	153318-001	
42- 8	Spool Shaft (B)	3	150179-001		64- 3	Collar	3	153317-001	
42- 9	Spring Washer 2-5	3	028050-243		64- 5	Bolt 8 x 55	1	211964-001	
42-10	Nut 5	3	021500-103	Z-42	64- 6	Bolt M8 x 55	1	017085-502	Z-64
42-11	Spool Stand Base	3	150180-000	Cotton Stand	64- 7	Washer 8	16	025080-236	Full-Submerged
42-12	Spool Mat	3	150182-000	Assembly 3THF	64- 8	Spring Washer 2-8	5	028080-242	Set
42-13	Spool Cushion	3	126863-000	15C160-003	64- 9	Nut 8	5	021080-106	155324-001
42-14	Spool Holder Supporter (A)	1	150188-001		64-10	Duster Shoot Supporter	1	155325-001	(Option Parts)
42-15	Screw 5 x 10	1	007501-003		64-11	Screw 4.37 x 10	1	009681-012	
42-16	Nut 5	1	021500-103		64-12	Washer 4.37	1	025680-272	
42-17	Screw 4.5 x 22	1	031452-203		64-13	Stud	3	155326-001	

\* The details of included accessories are subject to change.



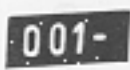



\* Änderungen in der Aufstellung der mitgelieferten Zubehöre sind vorbehalten.








\* Les détails des accessoires inclus sont sujets à des changements.

\* Los detalles de los accesorios incluidos pueden variar.








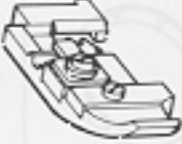

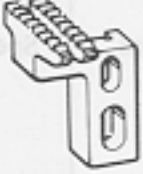

DIFFERENT PARTS LIST / ZUBEHÖRLISTE  
 LISTE DES PIÈCES ACCESSOIRES / LISTA DE PIEZAS ACCESORIAS









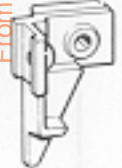
Ref. No.		A-19	A-75	A-105	C-33	C-55	E-13
Sub Class	Specifications	Stitch Length Control Plate 	Oil Cap 	Label 	Needle DC x 27 	Needle Plate 	Presser Foot Lifter Lever 
B671 -001-4	Thin	S00095-001	143196-001	146974-002	151474-011	S00124-001	S00125-001

Ref. No.		A-19	A-75	A-105	C-33	C-55	E-13
Sub-Class	Specifications	Stitch Length Control Plate 	Oil Cap 	Label 	Needle DC x 27 	Needle Plate 	Presser Foot Lifter Lever 
B672 -001-4	Thin	S00095-001	143196-001	146974-002	151474-011	S00282-001	S00125-001
-002-5	Bulky	S01089-001		146974-004	151474-014	146734-001	
-008-5	Shirring	S01090-001		146974-019	151474-011	S01144-001	N-6-6 S01074-001
-009-5	Piping			146974-020			

From the library of Diamond Needle Corp

















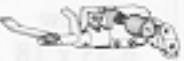



Ref. No.	E-16	E-38	E-39	E-40	E-41	E-50	F-55	F-77	F-78
	Lever Adjust Plate	Sub-Presser Arm	Bolt 3.57 x 8	Presser Stopper	Screw 3.18 x 4.5	Presser Foot Assembly	Differential Stitch Control Plate	Main Feed Dog	Differential Feed Dog
Sub-Class									
B671-001-4	S00126-001	S00129-001	154965-001	S00132-001	009669-412	S00130-001	S00148-001	S00145-001	146748-001

Ref. No.	E-16	E-50	F-55	F-77	F-78	F-79	G-27	G-101	H-9
	Lever Adjust Plate	Presser Foot Assembly	Differential Stitch Control Plate	Main Feed Dog	Differential Feed Dog	Chain Feed Dog	Upper Feed Regulator Plate	Upper Feed Dog	Upper Knife Holder
Sub-Class									
B682-001-4	S00126-001	S00235-001	S00148-001	146744-001	S00281-001	146577-001	S00239-001	S00240-001	155189-001
-002-5			155173-001	146745-001	146750-001	146578-001	S01093-001		
-008-5	N-6-7 S01075-001	S01128-001	155174-001	S01145-001	S01146-001	146577-001	S01094-001	S01129-001	155187-001
-009-5		S01130-001			S01147-001			S01131-001	

From the library of: Diamond Needle Corp








F-79	G-27	G-101	H-9	H-10	H-11	H-12	H-13	H-14
Chain Feed Dog	Upper Feed Regulator Plate	Upper Feed Dog	Upper Knife Holder	Screw 4.37 x 16	Upper Knife Presser	Presser Plate	Upper Knife	Screw 3.57
								
S00147-001	S00168-001	S00209-001	155189-001	009681-612	148343-001	148344-001	148815-001	113050-001










H-10	H-11	H-12	H-13	H-14	N-2-1	N-2-2	N-2-3	N-2-4
Screw 4.37	Upper Knife Presser	Presser Plate	Upper Knife	Bolt 3.57	Shirring Attachment Assembly	Screw 6.35 x 18	Handle	Nut 6.35
								
009681-612	148343-001	148344-001	148815-001	113050-001				
107407-003			144074-000	144075-001				
					S01069-001	009781-812	145809-001	150556-002

From the library of: Diamond Needle Corp



Ref. No.	Z-i
Sub-Class	Needle DC x 27 
B671 -001-4	151474-011

Ref. No.	N-3-1	N-3-2	N-3-3	N-3-4
Sub-Class	Differential Feed Adjustment 	Connecting Bar 	Stud Screw 4.76 3-3 	Screw 4.37 x 10 
B672 -001-4				
-002-5				
-008-5	S01071-001	155205-001	146594-001	009681-012
-009-5				

N-5-1	N-5-2	N-5-3	N-5-4	N-5-5	N-5-6	N-5-7	N-6	Z-i
Piping Wrapper Base Assembly 	Handle 	Nut 6.35 	Screw 6.35 x 18 	Wrapper Assembly 	Screw 4.37 x 6 	Washer 	Shirring Interlocking Assembly 	Needle DC x 27 
								151474-011
								151474-014
							S01073-002	151474-011
149202-202	145809-001	150556-002	009781-812	S01171-001	009680-612	110735-002		

From the library of: Diamond Needle Corp